




SHRI SHIVAJI EDUCATION SOCIETY, AMRAVATI'S
SHRI SHIVAJI SCIENCE COLLEGE, AMRAVATI



NAAC Accredited by Grade A with CGPA 3.13 (3rd Cycle)
UGC awarded status of College with Potential for Excellence (2nd Phase)
ISO 9000:2015 Certified College

Identified by DST , Govt. Of India for FIST & Sant GadgeBaba Amravati University as Lead College



4TH Cycle

Assessment & Accreditation by NAAC

Criterion-II

TEACHING-LEARNING AND EVALUATION

QnM 2.6.3

**Average pass percentage of Students during last five years
(Academic Years 2016-17 to 2020-21)**

Contents

Average pass percentage of Students during last five years.....	5
2016-17	8
B.Sc.	8
B.C.A.....	9
M.Sc. Zoology	10
M.Sc. Physics	11
M.Sc. Chemistry.....	12
M.Sc. Computer Science	13
M.Sc. Botany	14
M.Sc. Bioinformatics.....	15
M.Sc. Environmental Science	17
2017-18	19
B.Sc.	19
B.C.A.....	20
M.Sc. Zoology	21
M.Sc. Physics	22
M.Sc. Chemistry.....	23
M.Sc. Computer Science	24
M.Sc. Botany	25
M.Sc. Bioinformatics.....	26
M.Sc. Environmental Science	27
2018-19	29
B.Sc.	29
B.C.A.....	30
M.Sc. Zoology	31
M.Sc. Physics	32
M.Sc. Chemistry.....	33
M.Sc. Computer Science	34
M.Sc. Botany	35
M.Sc. Bioinformatics.....	36
M.Sc. Environmental Science	37
2019-20	39
B.Sc.	39
B.C.A.....	40
M.Sc. Zoology	41

M.Sc. Physics	42
M.Sc. Chemistry.....	43
M.Sc. Computer Science	44
M.Sc. Botany	45
M.Sc. Bioinformatics.....	46
M.Sc. Environmental Science	47
2020-21	49
B.Sc.	49
B.C.A.....	50
M.Sc. Zoology	51
M.Sc. Physics	52
M.Sc. Chemistry.....	53
M.Sc. Computer Software	54
M.Sc. Botany	55
M.Sc. Bioinformatics.....	56
M.Sc. Environmental Science	57
Number of passed students eligible for degree (All programmes)	58
2016-17	58
2017-18	58
2018-19	58
2019-20	59
2020-21	59



Accredited by NAAC with 'A' grade with a CGPA of 3.13
UGC Awarded College with Potential for Excellence ISO 9000:2015 certified College
Identified by DST for FIST and SGB Amravati University as Lead College

Shri Shivaji Science College

Shivaji Nagar, Morshi Road, Amravati - 444 603 M.S.

❖ *Founder* : Dr. Panjabrao Alias Bhausahab Deshmukh
❖ *President* : Hon. Shri Harshwardhan P. Deshmukh
❖ *Principal* : Dr. G. V. Korpe

E-mail : shivajiscamt.office@gmail.com
Web Site : www.shivajiscamt.org
(O) 2660855; (Fax) 2665485; (R) 2551400

Ref. No.: SSSC/6471/IQAC/2021

Date: Nov. 22nd, 2021

Declaration

The information, reports, true copies of the supporting documents, numerical data, etc.
furnished in this file is verified by IQAC and found correct.

Hence this certificate.

H. S. Lunge
IQAC Coordinator
Shri Shivaji Science College
Amravati



G. V. Korpe
Chairman IQAC and Principal
Shri Shivaji Science College,
Amravati

Average pass percentage of Students during last five years

A - Appeared Students, P- Passed students, % - Result percentage

Programme	2020-21			2019-20			2018-19			2017-18			2016-17		
	A	P	%	A	P	%	A	P	%	A	P	%	A	P	%
B.Sc.	467	458	98.07%	433	425	98.15%	463	375	80.99%	434	335	77.19%	392	334	85.20%
B.C.A.	140	138	98.57%	76	73	96.05%	90	72	80.00%	71	44	61.97%	58	26	44.83%
M.Sc. Zoology	22	22	100.00%	14	12	85.71%	19	6	31.58%	17	11	64.71%	13	11	84.62%
M.Sc. Physics	16	16	100.00%	18	18	100.00%	21	14	66.67%	16	6	37.50%	17	13	76.47%
M.Sc. Chemistry	25	25	100.00%	24	24	100.00%	22	17	77.27%	23	19	82.61%	20	11	55.00%
M.Sc. Comp. Software	26	24	92.31%	29	29	100.00%	26	23	88.46%	27	24	88.89%	28	25	89.29%
M.Sc. Botany	24	23	95.83%	23	22	95.65%	24	12	50.00%	18	16	88.89%	20	20	100.00%
M.Sc. Bio informatics	22	22	100.00%	21	20	95.24%	20	10	50.00%	13	2	15.38%	18	12	66.67%
M.Sc. Environmental Science	24	24	100.00%	24	24	100.00%	22	20	90.91%	22	21	95.45%	20	17	85.00%
TOTAL	766	752		662	647		707	549		641	478		586	469	

Certified copy of a summary page of final year result sheets (Tabulation Register) published by Sant Gadage Baba Amravati University is given as a supporting document.

Result sheets published by affiliating
university

2016-17

Sant Gadge Baba Amravati University										Tabulation Register											
B.SC.PART-III (SEMESTER - VI) Summer 2017										Date	30-06-2017										
College Code & Name: 0 118 Shri Shivaji Science College, Amravati										Page No	176										
Roll No.	Name of the Candidate				W/H							Mark Obt.	Aggr Total	Div							
EnRoll No	Gen	Cat	Clg	Med	Sex	Remarks	Sub1	Sub2	Sub3	Sub4	Sub5	Sub6	Sub7	Sub8	Sub9	Sub10	Sub11	Sub12	Remarks	Out Of	
81394	VISHAWAJIT PRADIP CHAVAN						CPV	46	17	46	GOG	32	20	49				327	PASS	I	
14118276	111	0 118	E	M			PHY	48	20	44											
ORG-INC - 5 REM-INC - 5										Div Marks (1):- 592 / 900 (2):- 576 / 900 (3):- 317 / 450 (4):- 327 / 450 Total - 1812 / 2700											
RESULT STATISTICS FOR THE COLLEGE																					
	Total	Fresh	Exrn	Boys	Girls	Division	%	Result WithHeld				Failure									
Appeared	392	392	0	107	285	I	222	By Office W/O	0			Deleted	0								
Pass	334	334	0	82	252	II	15	At Tabulation W/T	0			With Exemption	58								
Pass- %	85.20	85.20	0.00	76.64	88.42	III	0	Unfair Means W/U	0												
								By Enroll No W/E	0												
								By ATKT No W/A	97												
Subjectwise Statistic Of Appeared And Pass % Counts																					
BOT Botany: 115/128 89.84%, BTC BioTechnology: 34/34 100.00%, CHE Chemistry: 245/275 89.09%, CPS Computer Science: 59/65 90.77%, CPV Computer Applicati: 45/52 86.54%, EVS Environmental Scien: 33/35 94.29%, GOG Geology: 32/32 100.00%, MCB Microbiology: 41/44 93.18%, MTH Mathematics: 166/175 94.86%, PHY Physics: 128/142 90.14%, STS Statistics: 56/63 86.15%, ZOO Zoology: 114/129 88.37%																					

Tabulation Register

Sant Gadge Baba Amravati University

BACHELOR OF COMPUTER APPLICATION PART-III SEMESTER-VI Summer 2017

Date 02-06-2017
Page No. 14

College Code & Name: 0 118 Shri Shivaji Science College, Amravati

Roll No.	Name of the Candidate	W/H	Sub1	Sub2	Mark Obt.	Aggr Total
EnRoll No.	Can Cat Clg Med Ser Remarks		Sub3	Sub4		Result Div
			Sub5	Sub6		Out Of
			Sub7	Sub8		
			Sub9	Sub10		
			Sub11	Sub12		
34341 14118506	YASH SANJAY PAND 126 0 118 E M		1061 07 1063 13 1065 XMP 13 45 1067 XMF 44	1062 XMF 21 1064 XMF 34 1066 XMF 42	219	FAIL
Div Marks (1):- 0 / 1000 (2):- 0 / 900 (3):- 0 / 450 (4):- 219 / 450 Total - 219 / 2800						
34342 13118451	YUGANT RAVINDRA KHARAT 126 0 118 E M		1061 03 1063 XMF 23 1065 XMP 17 43 1067 XMF 42	1062 13 1064 XMF 28 1066 XMF 40	209	FAIL
Div Marks (1):- 0 / 1000 (2):- 0 / 900 (3):- 0 / 450 (4):- 209 / 450 Total - 209 / 2800						

RESULT STATISTICS FOR THE COLLEGE

	Total	Fresh	Exm	Boys	Girls	Division	%	Result WithHeld	Failure
Appeared	58	58	0	27	31	I	12	By Office W/O 0	Deleted 0
Pass	26	26	0	8	18	II	2	At Tabulation W/T 0	With Exemption 31
Pass- %	44.83	44.83	0.00	29.63	58.06	III	0	Unfair Means W/U 0	
								By Enroll No W/E 0	
								By ATKT No W/A 12	

Subjectwise Statistic Of Appeared And Pass % Counts

1061: 32/58 57.24%, 1062: 40/58 68.97%, 1063: 46/58 79.31%, 1064: 43/58 74.14%, 1065: 35/58 60.34%, 1066: 57/58 98.28%, 1067: 57/58 98.28%

M.Sc. Zoology

Shri Shivaji Science College ,Amravati
Department Of Zoology
Result Analysis M Sc II Sem IV Summer 2017

Sr. No	Name Of The Student	Roll No	Subject Code				Lab-VII	Lab-VIII	Total Marks Obtained	SGPA	Result
			2951	2952	2959	2960					
01	Mr.Amir J Akram	83739	62	54	72	68	95	95	446	7.50	Pass
02	Ms.Ankita M Alone	83740	53	37	72	59	90	92	403	5.96	Fail
03	Ms.Anuradha R Deashmukh	83741	26	20	68	45	91	90	340	4.42	Fail
04	Ms.Arti P Bansod	83742	46	57	71	72	87	90	423	7.19	Pass
05	Ms.D.K.Dubey	83743	46	53	66	62	94	92	413	6.20	Pass
06	Ms.Jayashree R Futane	83744	47	43	56	62	90	90	388	6.35	Pass
07	Ms.K .R.Motikhaye	83745	53	49	68	56	92	91	409	6.08	Pass
08	Ms.P.A.Sawarkar	83746	44	46	71	62	94	94	411	6.35	Pass
09	Ms.Priya O Gupta	83747	59	65	76	64	95	95	454	7.69	Pass
10	Ms.S.N.Katyarmal	83748	51	40	69	53	90	90	393	6.22	Pass
11	Ms.S.V.Pund	83750	48	60	66	54	94	95	417	6.42	Pass
12	Ms.S.S.Kale	83751	63	64	71	57	95	95	445	6.59	Pass
13	Mr.Manoj C Babhale	83752	54	50	71	55	95	95	420	6.92	Pass

No.Of Students Appeared— 13
No.Of Students Passed - 11
Result - 84.61%


Dr. P. G. Jadhao
Head & Associate Professor
Shri Shivaji Science College, Amravati.

Sant Gadge Baba Amravati University

Tabulation Register

M. SC. (PHYSICS) SEMESTER-IV (CBCS)(NEW) Summer 2017

Date 21-07-2017
Page No 10

College Code & Name: 0 118 Shri Shivaji Science College, Amravati

Roll No	Name of the Candidate				W/H							Mark Obt.	Result							
EnRoll No	Can	Cat	Clg	Med	Sex	Remarks	Sub1	Sub3	Sub5	Sub7	Sub9	Sub11	Sub2	Sub4	Sub6	Sub8	Sub10	Sub12	Grp_Tot	Remarks


RESULT STATISTICS FOR THE COLLEGE

	Total	Fresh	Exam	Boys	Girls	Division	%	Result WithHeld
Appeared	17	17	0	4	13	I	6	By Office W/O 0
Pass	13	13	0	4	9	II	0	At Tabulation W/T 0
Pass- %	76.47	76.47	0.00	100.00	69.23	III	0	Unfair Means W/U 0
								By Enroll No W/E 0
								By ATKT No W/A 7

Failure Deleted 0
With Exemption 4

Subjectwise Statistic Of Appeared And Pass % Counts

2871: 14/17 82.35%, 2872: 13/17 76.47%, 2874: 13/17 76.47%, 2877: 16/17 94.12%, 3008: 17/17 100.00%, 3050: 17/17 100.00%,



Handwritten notes:
11/19
W/T
S/O
MTC

M.Sc. II (Sem IV) Summer 2017

Sr. No.	Name of Students	Roll No	Paper I		Paper II		Paper III		Paper IV		Practical		Theory Total	Grand Total	SGPA	Result
			Theory	Internal	Theory	Internal	Theory	Internal	Theory	Internal	I	II				
1	Mr. G. R. Thakare	82978	20	20	23	20	10	20	16	20	90	91	149	330	3.85	Fail
2	Ms. A. P. Shukla	82979	15	20	23	20	14	20	9	20	90	91	141	322	3.08	Fail
3	Ms. A. S. Wankhade	82980	7	20	37	20	27	20	22	20	91	92	173	356	5	Fail
4	Ms. C. S. Kedia	82981	35	20	51	20	39	20	38	20	96	98	243	437	6.35	Pass
5	Ms. D. D Ghongade	82982	29	20	44	20	30	20	29	20	95	96	212	403		Pass
6	Ms. D. V. Nimkar	82983	26	20	48	20	35	20	23	20	95	96	212	403	6.35	Pass
7	Ms. H. G. Nikam	82984	27	20	38	20	36	20	26	20	92	93	207	392		Pass
8	Ms. M. V. Mandwe	82985	26	20	40	20	33	20	22	20	91	92	201	384		Pass
9	Ms. M. R. Mahore	82986	16	20	32	20	10	20	23	20	91	92	161	344	3.85	Fail
10	Ms. N. D. Lakde															
11	Ms. P. S. Kale	82988	18	20	5	20	26	20	16	20	91	92	145	328	3.08	Fail
12	Ms. R. A. Thakare	82989	23	20	27	20	37	20	24	20	94	95	191	380	5.77	pass
13	Ms. R. M. Barve	82990	36	20	22	20	36	20	18	20	95	96	192	383	5.38	Fail
14	Ms. S. R. Gadpale	82991	36	20	40	20	53	20	33	20	96	98	242	436	7.31	Pass
15	Ms. S. D. Deshmukh	82992	24	20	21	20	39	20	24	20	92	93	188	373		Pass
16	Mr. N. M. Rathod	82993	37	20	31	20	48	20	26	20	96	98	222	416	6.54	Pass
17	Mr. S. S. Mandaogade	82994	24	20	32	20	48	20	33	20	96	98	217	411	6.35	Pass
18	Mr. Shaikh Hussain	82995	40	20	36	20	48	20	36	20	95	96	240	431	7.31	Pass
19	Ms. S. B. Gawai															
20	Mr. U. R. Jadhao	82997	31	20	11	20	27	20	23	20	95	96	172	363	6.15	fail

M. SC. (COMPUTER SOFTWARE) SEMESTER-IV (CBCS) Summer 2017

Date Page No. 5

College Code & Name: 0 118 Shri Shivaji Science College, Amravati

Roll No	Name of the Candidate	W/H	Sub1	Sub2	Sub3	Sub4	Sub5	Sub6	Sub7	Sub8	Sub9	Sub10	Sub11	Sub12	Mark Obt	Tot-Cred/Cgp/cg-Gr	Result	Grp_Tot	Remarks	Cr_GIS	Sgpa/Credit/Gr	Div
84045 15118304	KU SONALI DEVIDASRAO DARE		2081 2083 3007	39 57	20 20 91	CC 6 BB 8	2082 2084 AA 10 3008	36 34	20 20 81	CC 6 CD 5	AB 9	418	7.00	26	BB	I						
Div Marks (1):- 5.58 / 20/0-0 (2):- 5.92 / 20/0-0 (3):- 6.73 / 20/0-0 (4):- 7.00 / 20/0-0 (Min/Max-Cr+GIS):- 104 / 104/ 104																						
84046 11118298	NIKHIL SHRIRAM MAWALE		2081 2083 3007	50 58	20 20 94	BB 8 BB 8	2082 2084 AA 10 3008	42 41	20 20 83	BC 7 BC 7	AB 9	448	7.96	26	BB	I-D						
Div Marks (1):- 7.31 / 20/0-0 (2):- 7.88 / 20/0-0 (3):- 7.30 / 20/0-0 (4):- 7.96 / 20/0-0 (Min/Max-Cr+GIS):- 104 / 104/ 104																						
84047 09177241	PARTH SANJAY KUKADE		2081 2083 3007	26 45	20 20 92	DD 4 BC 7	2082 2084 AA 10 3008	31 23	20 20 81	CD 3 DD 4	AB 9	380	6.04	26	BC	II						
Div Marks (1):- 5.15 / 20/0-0 (2):- 5.53 / 20/0-0 (3):- 5.38 / 20/0-0 (4):- 6.04 / 20/0-0 (Min/Max-Cr+GIS):- 104 / 104/ 104																						
84048 12118232	RUPESH MANOHAR RONGHE		2081 2083 3007	39 52	20 20 91	CC 6 BB 8	2082 2084 AA 10 3008	41 32	20 20 82	BC 7 CD 5	AB 9	417	7.19	26	BB	I						
Div Marks (1):- 7.00 / 20/0-0 (2):- 7.38 / 20/0-0 (3):- 6.81 / 20/0-0 (4):- 7.19 / 20/0-0 (Min/Max-Cr+GIS):- 104 / 104/ 104																						

RESULT STATISTICS FOR THE COLLEGE

	Total	Fresh	Exam	Boys	Girls	Division	%	Result WithHeld	Failure
Appeared	28	28	0	4	24	I	16	By Office W/O	0
Pass	25	25	0	3	22	II	1	At Tabulation W/T	0
Pass-%	89.29	89.29	0.00	75.00	91.67	III	0	Unfair Means W/U	0
								By Enroll No W/E	0
								By ATKT No W/A	6
								Deleted	0
								With Exemption	3

Subjectwise Statistic Of Appeared And Pass % Counts

2081: 26/28 92.86%, 2082: 27/28 96.43%, 2083: 27/28 96.43%, 2084: 23/28 82.29%, 3007: 28/28 100.00%, 3008: 28/28 100.00%

M.Sc. Botany

M. SC. (BOTANY) SEMESTER (CBCS) Summer 2017

Page No. 9

College Code & Name: 0 118 Shri Shivaji Science College, Amravati

Roll No.	Name of the Candidate	W/H	Sub1	Sub2	Sub3	Sub4	Sub5	Sub6	Sub7	Sub8	Sub9	Sub10	Sub11	Sub12	Mark Obt.	Result
EnRoll No.	Gen Cat	Clg	Med	Sex	Remarks										Tot-Crdt/Cgpa/cg-Gr	Crp_Tot
																Remarks
																Cr_GIS
																Sgp/Credit/Gr
																Div
83551	LABHESH BABARAO PARTETI					2211	57	19	BB 8	2212	42	19	BC 7			PASS
12101604	118 0 118 E M	W/A	2213	31	20	CD 5	2214	24	BB 8	2214	20	20	DD 4			390
			3007		78		3008				20	20				6.58 26 EC
Div Marks (1):- 6.50 / 26/G-0 (2):- 5.92 / 26/G-0 (3):- 0.00 / 26/G-0 (4):- 6.38 / 26/G-0 (Min/Obt-Cr+GIS):- 104 / 104 104																
83552	RUPESH NANDKUMAR MAKODE					2211	38	19	CC 6	2212	36	19	CC 6			PASS
11114690	118 0 118 E M	W/A	2213	29	20	DD 4	2214	31	AB 9	2214	20	20	CD 3			382
			3007		80		3008				20	20				6.23 26 EC
Div Marks (1):- 6.31 / 26/G-0 (2):- 5.54 / 26/G-0 (3):- 0.00 / 26/G-0 (4):- 6.23 / 26/G-0 (Min/Obt-Cr+GIS):- 104 / 104 104																

RESULT STATISTICS FOR THE COLLEGE

	Total	Fresh	Exam	Boys	Girls	Division	%	Result WithHeld	Failure
Appeared	20	20	0	5	15	I	10	By Office W/O	0
Pass	20	20	0	5	15	II	0	At Tabulation W/T	0
Pass- %	100.00	100.00	0.00	100.00	100.00	III	0	Unfair Means W/U	0
								By Enroll No W/E	0
								By ATKT No W/A	7
								Deleted	0
								With Exemption	0

Subjectwise Statistic Of Appeared And Pass % Counts

2211: 20/20 100.00%, 2212: 20/20 100.00%, 2213: 20/20 100.00%, 2214: 20/20 100.00%, 3007: 20/20 100.00%, 3008: 20/20 100.00%,

M.Sc. Botany SEM - iv S-17

Sant Gadge Baba Amrarnai University		Tabulation Register										Date 19-07-2017					
College Code & Name: 0 118 Shri Shivaji Science College, Amravati		M. SC. (BIO INFORMATICS) SEMESTER-II (CBCS)(NEW) Summer 2017										Page No. 1					
Roll No.	Name of the Candidate	W/H	Mark Ob.										Result				
EnRoll No.	Can Cat/Ctg	Med Sex	Remarks	Sub1	Sub3	Sub5	Sub7	Sub9	Sub11	Sub2	Sub4	Sub6	Sub8	Sub10	Sub12	Remarks	Cr_GES
80501 11210244	KU AKANKSHA SUNIL BAGDE			3136 3138 3003	XMF 38 XMF 24 XMF	17 18 84		CC 6 DD 4		3137 3139 3004	XMF 26 XMP 06 XMF	18 19 83	DD 4 F 0			AB 9	333 4.77 21
80502 16118560	KU APEKSHA SANJAY TEKADE			3136 3138 3003	54 28	17 18 85		BB 8 DD 4		3137 3139 3004	53 41	18 19 84	BB 8 BC 7			AB 9	417 7.27 26 BB
80503 16118560	KU KALPANA NIRANJAN MANWAR			3136 3138 3003	44 26	17 18 85		BC 7 DD 4		3137 3139 3004	34 28	18 19 84	CD 5 DD 4			AB 9	373 5.92 26 CC
80504 16118559	KU KISHORI HARIDAS KAPADE			3136 3138 3003	XMF 40 XMF 27 XMF	14 15 75		CD 5 DD 4		3137 3139 3004	XMF 31 XMP 08 XMF	15 16 74	DD 4 F 0			BB 8	315 4.35 21
80505 16118563	KU KOMAL SURESH PATHRIKAR			3136 3138 3003	45 37	17 18 84		BC 7 CC 6		3137 3139 3004	42 44	18 19 83	BC 7 BC 7			AB 9	407 7.27 26 BB
80506 16118557	KU MITALI BABARAO GHEORMADE			3136 3138 3003	57 41	18 19 88		BB 8 BC 7		3137 3139 3004	60 53	19 20 87	BB 8 BB 8			AB 9	462 8.04 26 AB
80507 16118564	KU RADHIKA ASHOKRAO SOMWANSHI			3136 3138 3003	XMF 43 XMF 24 XMF	17 18 85		BC 7 DD 4		3137 3139 3004	XMP 11 XMF 30 XMF	18 19 84	F 0 DD 4			AB 9	349 4.96 21
80508 16118567	KU RUTUJA SANJAY WANKHADE			3136 3138 3003	46 41	17 18 84		BC 7 CC 6		3137 3139 3004	42 41	18 19 73	BC 7 BC 7			BB 8	399 7.15 26 BB
80509 16118556	KU SHITAL RAMESHWAR CHAVHAN			3136 3138 3003	50 32	16 17 80		BC 7 DD 4		3137 3139 3004	59 54	17 18 79	BB 8 BB 8			BB 8	422 7.15 26 BB

3136: Biochemistry & Bioph. 3137: Genetics

3138: Biological Database 3139: Techniques In Bioinf. 3003: Lab-III

3004: Lab-IV

College Code & Name: 0 118 Shri Shivaji Science College, Amravati

Roll No	Name of the Candidate	W/H	Mark Ob.										Result							
EnRoll No.	Can	Cat	Clg	Med	Sex	Remarks	Sub1	Sub2	Sub3	Sub4	Sub5	Sub6	Sub7	Sub8	Sub9	Sub10	Sub11	Sub12	Remarks	
																			Cr_GES	
																			Sign/Credit/Gr	
																			Div	
80501 11210244	KU AKANKSHA SUNIL BAGDE						3136	XMF 38	17	CC 6	3137	XMF 26	18	DD 4	3138	XMF 06	19	DD 4	AB 9	333
	132 0 118 E F		3136	3138	3003															4.77 21
80502 16118565	KU APEKSHA SANJAY TEKADE						3136	54	17	BB 8	3137	53	18	DD 4	3138	28	19	BB 8	AB 9	417
	132 0 118 E F		3136	3138	3003															7.27 26 BB
80503 16118560	KU KALPANA NIRANJAN MANWAR						3136	44	17	BC 7	3137	34	18	DD 4	3138	26	19	DD 4	AB 9	373
	132 0 118 E F		3136	3138	3003															5.92 26 CC
80504 16118559	KU KISHORI HARIDAS KAPADE						3136	XMF 40	14	DD 4	3137	XMF 31	15	DD 4	3138	XMF 27	16	F 0	BB 8	315
	132 0 118 E F		3136	3138	3003															4.35 21
80505 16118563	KU KOMAL SURESH PATRIKAR						3136	45	17	BC 7	3137	42	18	CC 6	3138	37	19	BC 7	AB 9	402
	132 0 118 E F		3136	3138	3003															7.27 26 BB
80506 16118557	KU MITALI BABARAO GHORMADE						3136	57	18	BB 8	3137	60	19	BC 7	3138	41	20	BB 8	AB 9	402
	132 0 118 E F		3136	3138	3003															2.04 26 AB
80507 16118564	KU RADHIKA ASHOKRAO SOMWANSHI						3136	XMF 43	17	BC 7	3137	XMF 11	18	DD 4	3138	XMF 24	19	F 0	AB 9	349
	132 0 118 E F		3136	3138	3003															4.96 21
80508 16118567	KU RUTUJA SANJAY WANKHADE						3136	46	17	BC 7	3137	42	18	CC 6	3138	41	19	BC 7	BB 8	399
	132 0 118 E F		3136	3138	3003															7.15 26 BB
80509 16118556	KU SHITAL RAMESHWAR CHAVHAN						3136	50	16	BC 7	3137	59	17	DD 4	3138	32	18	BB 8	BB 8	422
	132 0 118 E F		3136	3138	3003															7.15 26 BB

3136: Biochemistry & Bioph. 3137: Genetics . 3138: Biological Database . 3139: Techniques In Bioinf. 3003: Lab-III . 3004: Lab-IV

Sanjiv Gadge Baba Amravati University										Tabulation Register		M. SC. (ENVIRONMENTAL SCIENCE) SEMESTER-IV (CBCS)(NEW) Summer 2017			Date	21-07-2017																											
College Code & Name: 0 118 Shri Shivaji Science College, Amravati														Page No	4																												
Roll No	Name of the Candidate			W/H							Mark Obt.	Result																															
EnRoll No	Can	Cat	Ctg	Med	Sex	Remarks	Sub1	Sub2	Sub3	Sub4	Sub5	Sub6	Sub7	Sub8	Sub9	Sub10	Sub11	Sub12	Tot-Crds/Cgpa/cg-Gr	Grp_Tot	Remarks	Cr_GHS	Sgpa/Credit/Gr	Div																			
84359	KU TRUSHALI SAHEBRAO						2995	XMF	42	20	BC	7	2996	XMF	36	20	CC	6	20	CC	6																						
0911853	CHOUDHARI						2997	XMF	19	20	F	0	2998	XMF	42	20	BC	7	20	BC	7				FAIL																		
	132	0	118	E	F		3007	XMF		84			AB	9	3008	XMF			76				BB	8	379																		
																				0.00		1.81		21																			
																				Div Marks (1):- 6.46 / 26/G- 0		(2):- 6.38 / 26/G- 0		(3):- 6.00 / 26/G- 0		(4):- 3.81 / 21/G- 0		(Min/Obt-Cr+GHS):- 104 / 99/ 99															
84360	NITIN HIRSHI HEKADE						2995	XMF	38	18	CC	6	2996	XMF	28	20	DD	4	20	DD	4				FAIL																		
12163100							2997	XMF	07	20	F	0	2998	XMF	32	20	CD	5	20	BC	7				303																		
	132	0	118	E	M		3007	XMF		60			BC	7	3008	XMF			60							4.50	21																
																				0.00		4.50		21																			
																				Div Marks (1):- 6.35 / 26/G- 0		(2):- 3.27 / 26/G- 0		(3):- 0.00 / 26/G- 0		(4):- 4.30 / 21/G- 0		(Min/Obt-Cr+GHS):- 104 / 99/ 99															
RESULT STATISTICS FOR THE COLLEGE																																											
Appeared	Total	Fresh	Exam	Boys	Girls	Division	%	Result WithHeld	By Office W/O	At Tabulation W/T	Unfair Means W/U	By Enroll No W/E	By ATKT No W/A	Failure	Deleted	With Exemption																											
20	20	0	4	16	I	9			0	0	0	0	3		0	3																											
Pass	17	17	0	3	14	II	0																																				
Pass-%	85.00	85.00	0.00	75.00	87.50	III	0																																				
Subjectwise Statistics Of Appeared And Pass % Counts																																											
2995: 20/20 100.00%, 2996: 20/20 100.00%, 2997: 17/20 85.00%, 2998: 20/20 100.00%, 3007: 20/20 100.00%, 3008: 20/20 100.00%																																											

Result sheets published by affiliating
university

2017-18

Sant Gadge Baba Amravati University		Tabulation Register															
College Code & Name: 0 118 Shri Shivaji Science College, Amravati		B.SC.PART-III (SEMESTER - VI) Summer 2018															
		Date 18-05-2018 Page No. 193															
Roll No	Name of the Candidate	W/E						Mark Obt.			Aggr Total	Div					
InRoll No	Can Cat Ctg	Med Sex	Remarks	Sub1	Sub2	Sub3	Sub4	Sub5	Sub6	Sub7	Sub8	Sub9	Sub10	Sub11	Sub12	Out Of	Remarks
81467 15118380	SHIVANI ANILRAO ANASANE			CHE	28	20	46										
	127 0 118 E F	W/A		ZOO	30	17	48										
PASS																	
81493 15118432	TANVI UMAKANT KHANDEKAR			CPV	21	20	44										
	127 0 118 E F	W/A		PHY	30	20	43										
PASS																	
80725	AJINKYA DILIPRAO INGLE			BOT	XMP 00	15	38										
	126 0 118 E M			ZOO	XMP 31	AA	36										
FAIL																	
Div Marks (1):- 0 / 900 (2):- 0 / 900 (3):- 0 / 450 (4):- 273 / 450 Total - 273 / 2700																	
Div Marks (1):- 0 / 900 (2):- 0 / 900 (3):- 0 / 450 (4):- 165 / 450 Total - 165 / 2700																	
RESULT STATISTICS FOR THE COLLEGE																	
Appeared	Total	Fresh	Exam	Boys	Girls	Division	%	Result WithHeld	Failure								
Pass	434	434	0	108	326	I	218	By Office W/O	0	Deleted	0						
Pass- %	335	335	0	73	262	II	23	At Tabulation W/T	0	With Exemption	95						
	77.19	77.19	0.00	67.59	80.37	III	0	Unfair Means W/U	0								
								By Enroll No W/E	0								
								By ATKT No W/A	94								
Subjectwise Statistic Of Appeared And Pass % Counts																	
BOT Botany: 121/156 77.56%, BTC BioTechnology: 29/41 70.73%, CHE Chemistry: 249/305 81.64%, CPS Computer Science: 53/67 79.10%, CPV Computer Applicati: 54/62 87.10%, EVS Environmental Scien: 37/39 94.87%, GOG Geology: 35/38 92.11%, MCB Microbiology: 44/49 89.80%, MTH Mathematics: 160/178 89.89%, PHY Physics: 128/151 84.77%, STS Statistics: 58/65 89.23%, ZOO Zoology: 132/151 87.42%																	

Sant Gadge Baba Amravati University

Tabulation Register

BACHELOR OF COMPUTER APPLICATION PART-III SEMESTER-VI Summer 2018

Date 14-05-2018
Page No 18

College Code & Name: 0 118 Shri Shivaji Science College, Amravati

Roll No	Name of the Candidate	W/H					Mark Obt.	Aggr Total Result	Div
EnRoll No	Can Cat Clg	Med Sex	Remarks	Sub1		Sub2		Remarks	Out Of
				Sub3		Sub4			
				Sub5		Sub6			
				Sub7		Sub8			
				Sub9		Sub10			
				Sub11		Sub12			
34364	UMESH SUNIL WANKHADE			1061	31	1062	31		285
				1063	41	1064	25		PASS
	173 0 118 E M	W/A		1065	24	1066		45	
				1067	46				

Div Marks (1):- 0 / 1000 (2):- 0 / 900 (3):- 0 / 450 (4):- 285 / 450 Total - 285 / 2800

RESULT STATISTICS FOR THE COLLEGE

	Total	Fresh	Exam	Boys	Girls	Division	%	Result WithHeld	Failure
Appeared	71	71	0	31	40	I	16	By Office W/O	Deleted 0
Pass	44	44	0	15	29	II	10	At Tabulation W/T	With Exemption 27
Pass %	61.97	61.97	0.00	48.39	72.50	III	0	Unfair Means W/U	
								By Enroll No W/E	
								By ATKT No W/A	18

Subjectwise Statistics Of Appeared And Pass % Counts

1061: 54/71 76.06%, 1062: 59/71 83.10%, 1063: 64/71 90.14%, 1064: 57/71 80.28%, 1065: 54/71 76.06%, 1066: 71/71 100.00%, 1067: 71/71 100.00%

Sant Gadge Baba Amravati University

Tabulation Register

M. SC. (ZOOLOGY) SEMESTER-IV (CBCS)(NEW) Summer 2018

Date 11-06-2018

Page No. 9

College Code & Name: 0116 Shri Shivaji Science College, Amravati

Roll No	Name of the Candidate				W/E	Mark Obt						Result								
EnRoll No	Can	Clg	Med	Sec	Remarks	Sub1	Sub2	Sub3	Sub4	Sub5	Sub6	Sub7	Sub8	Sub9	Sub10	Sub11	Sub12	Grp_Tot	Remarks	
																			Cr_GES	
																			Sign/Credit/Gr	Div

RESULT STATISTICS FOR THE COLLEGE

Appeared	Total	Fresh	Exam	Boys	Girls	Division	%	Result Withheld	Failure
17	17	17	0	1	16	I	10	By Office W/O	0
11	11	11	0	1	10	II	0	At Tabulation W/T	0
64.71	64.71	64.71	0.00	100.00	62.50	III	0	Unfair Means W/U	0
								By Enroll No W/E	0
								By ATKT No W/A	0
								With Exemption	6

Subjectwise Statistics Of Appeared And Pass % Counts

2951: 16/17 94.12%, 2952: 15/17 88.24%, 2957: 12/17 70.59%, 2958: 14/17 82.35%, 3007: 17/17 100.00%, 3008: 17/17 100.00%,

Handwritten notes and signatures in the bottom right corner, including the number 8100 and various scribbles.

M.Sc. Physics

Gadge Baba Amravati University		Tabulation Register										Date	11-05-2018			
College Code & Name: 0 118 Shri Shivaji Science College, Amravati		M. SC. (PHYSICS) SEMESTER-IV (CBCS)(NEW) Summer 2018										Page No.	8			
Roll No.	Name of the Candidate	W/H	Sub1	Sub2	Sub3	Sub4	Sub5	Sub6	Sub7	Sub8	Sub9	Sub10	Sub11	Sub12	Mark Obt.	Result
Roll No.	Can Cat/Ctg	Med Sex	Remarks	Sub1	Sub2	Sub3	Sub4	Sub5	Sub6	Sub7	Sub8	Sub9	Sub10	Sub11	Tot-Crdt/Cgpa/cg-Gr	Grp_Tot
																Cr_GIS
																Sgpa/Credit/Gr
																Div
83126	KU UZMA LABEEN MOHAMMAD		2871	XMF 28	19	DD 4		2872	XMF 27	19	DD 4				19	FAIL
13126230	ANKES		2874	XMP 15	19	F 0		2877	XMF 23	19	DD 4				19	
	126 0 118 E F		3050	XMF	92		AA 10	3008	XMF	93					0.00	354
Div Marks (1):- 5.92/ 26/G-0 (2):- 5.58/ 26/G-0 (3):- 5.42/ 26/G-0 (4):- 4.62/ 21/G-0 (Adiv/Obt-Cr/+Gis):- 104/ 99/ 99																
83127	KU VIRUSHALI SURESHRAO		2871	XMF 28	20	DD 4		2872	XMF 24	20	DD 4				20	FAIL
13116469	DABHADE		2874	XMP AA	20	F 0		2877	XMF 32	20	DD 4				20	
	126 0 118 E F		3050	XMF	88		AB 9	3008	XMF	91					0.00	343
Div Marks (1):- 0.00/ 26/G-0 (2):- 0.00/ 26/G-0 (3):- 0.00/ 26/G-0 (4):- 4.69/ 21/G-0 (Adiv/Obt-Cr/+Gis):- 104/ 99/ 99																
83128	PARMESHWAR SANJAY KONGE		2871	XMF 32	19	CD 5		2872	XMP 18	19	F 0				19	FAIL
13712204			2874	XMP AA	19	F 0		2877	XMP AA	19	F 0				19	
	126 0 118 E M		3050	XMF	94		AA 10	3008	XMF	88					0.00	308
Div Marks (1):- 6.31/ 26/G-0 (2):- 0.00/ 26/G-0 (3):- 0.00/ 26/G-0 (4):- 3.15/ 11/G-0 (Adiv/Obt-Cr/+Gis):- 104/ 89/ 89																
83129	SHUBHAM GANESH CHOUDHARI		2871	34	20	CD 5		2872	31	20	CD 5				20	PASS
13162140			2874	23	20	DD 4		2877	36	20	CC 6				20	
	126 0 118 E M		3050		89		AB 9	3008		93					0.00	386
Div Marks (1):- 5.92/ 26/G-0 (2):- 5.35/ 26/G-0 (3):- 4.92/ 26/G-0 (4):- 6.04/ 26/G-0 (Adiv/Obt-Cr/+Gis):- 104/ 104/ 104																

RESULT STATISTICS FOR THE COLLEGE									
Appeared	Total	Fresh	Exam	Boys	Girls	Division	%	Result WithHeld	Failure
	16	16	0	5	11	I	4	By Office W/O	0
Pass	6	6	0	3	3	II	0	At Tabulation W/T	0
Pass- %	37.50	37.50	0.00	60.00	27.27	III	0	Unfair Means W/U	0
								By Enroll No W/E	0
								By ATKT No W/A	1
								With Exemption	9

Subjectwise Statistics Of Appeared And Pass % Counts

2871: 15/16 93.75%, 2872: 13/16 81.25%, 2874: 7/16 43.75%, 2877: 11/16 68.75%, 3008: 15/16 93.75%, 3050: 15/16 93.75%

Sant Gadge Baba Amravati University

Tabulation Register

Date 11-06-2018
Page No 18

M. SC. (CHEMISTRY) SEMESTER-IV (CBCS) Summer 2018

College Code & Name: 0 118 Shri Shivaji Science College, Amravati

Roll No	Name of the Candidate	W/H									Mark Obt.	Result					
EnRoll No	Can Cat/Clg	Med Sex	Remarks	Sub1	Sub2	Sub3	Sub4	Sub5	Sub6	Sub7	Sub8	Sub9	Sub10	Sub11	Sub12	Tot-Crct/Cgp/cg-Gr	Remarks
																	Cr_GES
																	Sign/Credit/Gr
																	Div

RESULT STATISTICS FOR THE COLLEGE

	Total	Fresh	Exam	Boys	Girls	Division	%	Result WithHeld	Failure
Appeared	23	23	0	4	19	I	14	By Office W/O	0
Pass	19	19	0	3	16	II	0	At Tabulation W/T	0
Pass-%	82.61	82.61	0.00	75.00	84.21	III	0	Unfair Means W/U	0
								By Enroll No W/E	0
								By AITKT No W/A	1

Deleted 0
With Exemption 4

Subjectwise Statistice Of Appeared And Pass % Counts

2141: 21/23 91.30%, 2142: 20/23 86.96%, 2145: 23/23 100.00%, 2146: 23/23 100.00%, 3007: 23/23 100.00%, 3008: 23/23 100.00%,

Handwritten notes:
S/W
8/105
W/C
20/23
W/C

Roll No		Name of the Candidate		W/H								Mark Obt.		Result									
EnrRoll No	Can Cat Clg	Med	Sex	Remarks	Sub1	Sub2	Sub3	Sub4	Sub5	Sub6	Sub7	Sub8	Sub9	Sub10	Sub11	Sub12	Tot-Crtd/Cgpa/cg-Gr	Grp_Tot	Remarks	Cr_GIS	Signs/Credit/Gr	Div	
RESULT STATISTICS FOR ALL COLLEGES																							
Appeared	27	27	0	2	25	I	21	Result WithHeld		Failure													
Pass	24	24	0	2	22	II	0	By Office W/O	0	Deleted	0												
Pass- %	88.89	88.89	0.00	100.00	88.00	III	0	At Tabulation W/T	0	With Exemption	3												
								Unfair Means W/U	0														
								By Enroll No W/E	0														
								By ATRT No W/A	2														
Subjectwise Statistic Of Appeared And Pass % Counts																							
2081	27	27	100.00	2082	27	25	92.59	2083	27	27	100.00	2084	27	25	92.59	3007	27	27	100.00	3008	27	27	100.00
<p>MEANING OF */**+/@ IS AS UNDER</p> <p>* = PASSES BY GRACE MARKS VIDE ORDINANCE NO. 18 OF 2001</p> <p>** = PASSES BY CONDONATION MARKS VIDE ORDINANCE NO. 18 OF 2001</p> <p>+ = PLACED IN A HIGHER DIVISION BY GRACE MARKS VIDE ORDINANCE NO. 18 OF 2001</p> <p>@ = INCENTIVE MARKS ADDED TO PASS IN A SUBJECT</p> <p>F -> FULL EXEMPTION</p> <p>T -> THEORY EXEMPTION</p> <p>P -> PRACTICAL EXEMPTION</p> <p>XCMF -> NEW EXEMPTION</p> <p>F XCMF -> PREVIOUS</p> <p>ORG INC -> ORIGINAL INCENTIVE</p> <p>REM INC -> NET INCENTIVE</p> <p>W/O -> Withheld By Office</p> <p>W/T -> Withheld By Tabulation</p> <p>W/U -> Withheld Due To Unfair Means</p> <p>W/E -> Withheld By Enroll No</p> <p>W/A -> Withheld By ATRT No</p>																							
<p>TABULATION REGISTER CHECKED AND PREPARED AT COMPUTER CENTRE AMARVATI UNIVERSITY</p>												<p>VERIFIED AND SUBMITTED FOR APPROVAL PLEASE</p>											
<p>SIGNATURE AND DESIGNATION</p>																							

Tabulation Register

Sant Gadge Baba Amravati University

M. SC. (BOTANY) SEMESTER-IV (CBCS) Summer 2018

Date 06-06-2018
Page No. 9

College Code & Name: 0 118 Shri Shivaji Science College, Amravati


Roll No.	Name of the Candidate	W/H	Mark Obt.								Result						
EnRoll No.	Can Cat Clg	Med Sex	Remarks	Sub1	Sub2	Sub3	Sub4	Sub5	Sub6	Sub7	Sub8	Sub9	Sub10	Sub11	Sub12	Tot-Crdt/Cgpa/cg-Gr	Remarks
																	Cr_GIS
																	Sgpa/Credit/Gr
																	Div

RESULT STATISTICS FOR THE COLLEGE

	Total	Fresh	Exm	Boys	Girls	Division	%	Result WithHeld	Failure
Appeared	18	18	0	2	16	I	14	By Office W/O 0	Deleted 0
Pass	16	16	0	2	14	II	0	At Tabulation W/T 0	With Exemption 2
Pass- %	88.89	88.89	0.00	100.00	87.50	III	0	Unfair Means W/U 0	
								By Enroll No W/E 0	
								By ATKT No W/A 1	

Subjectwise Statistic Of Appeared And Pass % Counts

2211: 17/18 94.44%, 2212: 18/18 100.00%, 2213: 18/18 100.00%, 2214: 17/18 94.44%, 3007: 18/18 100.00%, 3008: 18/18 100.00%,



Handwritten notes in red ink:
8/10/18
M. Sc. Botany
Shri Shivaji Science College, Amravati

M.Sc. Bioinformatics

Sanj Gadge Baba Amravati University		Tabulation Register										Date 31-05-2018						
College Code & Name: 0 118 Shri Shivaji Science College, Amravati		M. SC. (BIO INFORMATICS) SEMESTER-IV (CBCS)(NEW) Summer 2018										Page No. 3						
Roll No	Name of the Candidate	W/H							Mark Obt		Result							
EnRoll No	Can Cat Clg	Med Sex	Remarks	Sub1	Sub2	Sub3	Sub4	Sub5	Sub6	Sub7	Sub8	Sub9	Sub10	Sub11	Sub12	Tot-Crdt/Cgpa/cg-Gr	Sigs/Credit/Gr	Div
8483	RUSHIKESH DIVAKARRAO MALE			3146	XMF 42	17	CC 6	3147	XMF 37	17	CD 5							FAIL
16118558				3148	XMP 13	17	F 0	3149	XMF 32	17	DD 4							
	102 0 118 E M			3007	XMF	80		AB 9	3008	XMF	79						BB 8	351
																	4.85	21
																	0.00	
Div Marks (1):- 6.31 / 26/G- 0 (2):- 0.00 / 26/G- 0 (3):- 5.88 / 26/G- 0 (4):- 4.85 / 21/G- 0 (5):- 104 / 98/ 99																		
RESULT STATISTICS FOR THE COLLEGE																		
Appeared	Total	Fresh	Exam	Boys	Girls	Division	%	Result WithHeld	By Office W/O	0	Failure	Deleted	0	With Exemption	11			
Pass	2	2	0	0	2	II	0	At Tabulation W/T	0									
Pass- %	15.38	15.38	0.00	0.00	18.18	III	0	Unfair Means W/U	0									
Subjectwise Statistic Of Appeared And Pass % Counts																		
3007: 12/13 92.31%, 3008: 12/13 92.31%, 3146: 11/13 84.62%, 3147: 10/13 76.92%, 3148: 3/13 23.08%, 3149: 7/13 53.85%,																		

Sant Gadge Baba Amravati University		Tabulation Register										Date 31-05-2018								
		M. SC. (ENVIRONMENTAL SCIENCE) SEMESTER-IV (CBCS)(NEW) Summer 2018										Page No. 4								
College Code & Name: 0 118 Shri Shivaji Science College, Amravati												Mark Obt.		Result						
Roll No.	Name of the Candidate	W/R											Grp_Tot							
EnRoll No.	Can Cat Ctg	Med Sex	Remarks	Sub1	Sub2	Sub3	Sub4	Sub5	Sub6	Sub7	Sub8	Sub9	Sub10	Sub11	Sub12	Tot_Crd/Cgs/cg_Gr	Remarks	Cr_GIS	Sgs/Credit/Gr	Div
84649 16118571	PRAFUL RAJENDRA BELKHEDE			2995	45	20	BC 7	2996	63	20	AB 9					20	AB 9			PASS
	101 0 118 E M			2997	50	20	BB 8	2998	48	20	BC 7					20	AB 9			454
				3007		80		AB 9	3008							88				6.04 26 AB
																7.41	BB			I
																				Div Marks (1):- 7.04 / 26/G-0 (2):- 6.62 / 26/G-0 (3):- 7.92 / 26/G-0 (4):- 8.04 / 26/G-0 (Min/Obt-Cr+Gis):- 104 / 104/ 104
84650 16118569	ROSHAN GOPALRAO AMBULKAR			2995	31	20	CD 5	2996	41	20	BC 7					20	BC 7			PASS
	101 0 118 E M			2997	44	20	BC 7	2998	38	20	CC 6					20	CC 6			411
				3007		87		AB 9	3008							90				AA 10
																6.72	BC			I
																				Div Marks (1):- 6.23 / 26/G-0 (2):- 6.19 / 26/G-0 (3):- 7.46 / 26/G-0 (4):- 7.00 / 26/G-0 (Min/Obt-Cr+Gis):- 104 / 104/ 104
84651 16118581	RUSHIKESH VINODRAO WANKEHADE			2995	25	20	DD 4	2996	20	20	DD 4					20	DD 4			PASS
	101 0 118 E M			2997	35	20	CC 6	2998	40	20	BC 7					20	BC 7			378
				3007		87		AB 9	3008							90				AA 10
																6.04	BC			I
																				Div Marks (1):- 5.73 / 26/G-0 (2):- 5.31 / 26/G-0 (3):- 6.88 / 26/G-0 (4):- 6.23 / 26/G-0 (Min/Obt-Cr+Gis):- 104 / 104/ 104
84652 16118576	SHRIPAD SHRIKANT KHORGAD			2995	34	20	CD 5	2996	42	20	BC 7					20	BC 7			PASS
	101 0 118 E M			2997	40	20	BC 7	2998	38	20	CC 6					20	CC 6			417
				3007		89		AB 9	3008							94				AA 10
																6.93	BC			I
																				Div Marks (1):- 6.81 / 26/G-0 (2):- 6.04 / 26/G-0 (3):- 7.88 / 26/G-0 (4):- 7.00 / 26/G-0 (Min/Obt-Cr+Gis):- 104 / 104/ 104

Category	Total	Fresh	Exam	Boys	Girls	Division	%	Result WithHeld	Failure
Appeared	22	22	0	5	17	I	10	By Office W/O	0
Pass	21	21	0	4	17	II	0	At Tabulation W/T	0
Pass-%	95.45	95.45	0.00	80.00	100.00	III	0	Unfair Means W/U	0
								By Enroll No W/E	0
								By ATRT No W/A	0
								With Exemption	1

Subjectwise Statistics Of Appeared And Pass % Counts

2995: 22/22 100.00%, 2996: 21/22 95.45%, 2997: 22/22 100.00%, 2998: 22/22 100.00%, 3007: 22/22 100.00%, 3008: 22/22 100.00%

2995: Environmental Toxicology 2996: Industrial Hygiene & 2997: Nature . Conservatio 2998: Environmental Policies 3007: Lab-VII 3008: Project

Result sheets published by affiliating
university

2018-19

San Gadge Baba Amravati University				Tabulation Register						Date 08-07-2019					
College Code & Name: 0 118 Shri Shivaji Science College, Amravati				B.S.C.PART-III (SEMESTER - VI) Summer 2019						Page No. 208					
Roll No.	Name of the Candidate	W/H						Mark Obt.				Aggr Total Result	Div		
EnrRoll No.	Can. Cat. Clg. Med. Sex. Remarks			Sub1				Sub2					Remarks	Out Of	
				Sub3				Sub4							
				Sub5				Sub6							
				Sub7				Sub10							
				Sub11				Sub12							
81914 16118346	SHRIYOG VISHWAMBAR RAUT 126 0 118 E M			CPS STS	AA AA	10 10	AA AA	MTH	AA	00	AA	00 20	FAIL		
										Div Marks (1):- 497 / 900		(2):- 487* / 900	(3):- 255 / 450	(4):- 20 / 450	Total - 1259 / 2700
81939 1511842	SUMEDE BHANUDASJI KATHANE 126 0 118 E M			CPS STS	XCMF 11 XCMF 25	15 15	44 46	MTH	XCMF 20	15	19	15 228	FAIL		
ORG-INC - 3 REM-INC - 3										Div Marks (1):- 445* / 900		(2):- 488 / 900	(3):- 235 / 450	(4):- 228 / 450	Total - 1396 / 2700
81908 1611837	VAISHALI ASHOKRAO SHINDE 126 0 118 E F			CPS STS	30 66	20 20	50 49	MTH	58	15	45	15 368	PASS	I	
										Div Marks (1):- 737 / 900		(2):- 747 / 900	(3):- 407 / 450	(4):- 398 / 450	Total - 2259 / 2700
81972 1611830	VAISENAVI DURGAPRASAD PANDE 126 0 118 E F			CPS STS	22 35	17 20	48 48	MTH	12	15	37	15 272	PASS	I	
ORG-INC - 3 REM-INC - 2										Div Marks (1):- 611 / 900		(2):- 591 / 900	(3):- 261* / 450	(4):- 272 / 450	Total - 1735 / 2700
81973 1611829	VAISENAVI NARENDRA NIMBHORKAR 126 0 118 E F			CPS STS	26 56	17 12	43 43	MTH	14	15	32	15 273	PASS	I	
										Div Marks (1):- 515 / 900		(2):- 613 / 900	(3):- 345 / 450	(4):- 273 / 450	Total - 1746 / 2700
81976	VAISENAVI VIJAY SARAIYYA 126 0 118 E F			BTC ZOO	44 27	20 20	44* 50	CHE	35	20	49	309	PASS	I	
										Div Marks (1):- 659 / 900		(2):- 616 / 900	(3):- 307 / 450	(4):- 309 / 450	Total - 1891 / 2700
RESULT STATISTICS FOR THE COLLEGE															
Appeared	Total	Fresh	Exam	Boys	Girls	Division	%	Result WithHeld		Failure					
Pass	463	463	0	108	355	I	295	By Office W/O	0	Deleted	1				
Pass-%	375	375	0	72	303	II	13	At Tabulation W/T	0	With Exemption	85				
	80.99	80.99	0.00	66.67	85.35	III	0	Unfair Means W/U	0						
								By Enroll No W/E	2						
								By ATKT No W/A	67						
Subjectwise Statistics Of Appeared And Pass % Counts															
BOT Botany: 117/145 80.69%, BTC BioTechnology: 42/44 95.45%, CHE Chemistry: 281/318 88.36%, CPS Computer Science: 61/76 80.26%, CPV Computer Applicati: 55/68 80.88%, EVS Environmental Scian: 49/49 100.00%, GOG Geology: 33/41 80.49%, MCB Microbiology: 44/45 97.78%, MTH Mathematics: 193/201 96.02%, PEY Physics: 137/166 82.53%, STS Statistics: 69/76 90.79%, ZOO Zoology: 132/157 84.08%,															
CHE: Petrochemical Scienc MCB: Microbiology INC: Industrial Chemistry.															

Sant Gadge Baba Amravati University

Tabulation Register

BACHELOR OF COMPUTER APPLICATION PART-III SEMESTER-VI Summer 2019

Date 15-06-2019
Page No. 25

College Code & Name: 0 118 Shri Shivaji Science College, Amravati


Roll No.	Name of the Candidate				W/H	Mark Obt.						Aggr Total	Div							
EnRoll No.	Can	Ca	Clg	Msd	Sex	Remarks	Sub1	Sub2	Sub3	Sub4	Sub5	Sub6	Sub7	Sub8	Sub9	Sub10	Sub11	Sub12	Remarks	Out Of

RESULT STATISTICS FOR THE COLLEGE

Appeared	Total	Fresh	Exam	Boys	Girls	Division	%	Result WithHeld	Failure
90	90	0	37	53	I	32	By Office W/O	0	Deleted
72	72	0	28	44	II	15	At Tabulation W/T	0	With Exemption
Pass- %	80.00	80.00	0.00	75.08	83.02	III	0	Unfair Means W/U	14
								By Enroll No W/E	
								By ATKT No W/A	25

Subjectwise Statistics Of Appeared And Pass % Counts

1061: 80/88 90.91%, 1062: 84/88 95.45%, 1063: 83/88 94.32%, 1064: 84/88 95.45%, 1065: 77/88 87.50%, 1066: 86/88 97.73%, 1067: 86/88 97.73%



Handwritten notes in pink ink:
70-93
K
22
25

Sant Gadge Baba Amravati University

Tabulation Register

M. SC. (ZOOLOGY) SEMESTER-IV (CBCS)(NEW) Summer 2019

Date 24-07-2019
Page No. 10

College Code & Name: 0 118 Shri Shivaji Science College, Amravati

Roll No	Name of the Candidate	W/H	Mark Obt.										Result									
EnRoll No	Can Cat	Clg	Med	Sex	Remarks	Sub1	Sub2	Sub3	Sub4	Sub5	Sub6	Sub7	Sub8	Sub9	Sub10	Sub11	Sub12	Tot-Crdt/Cgpa/cg-Gr	Remarks	Cr_GIS	Sgpa/Credit/Gr	Div
84228	PRATHAMESH DILIP TIWARI					2951	XMF 35	17	CD 5	2952	XMF 28	20	DD 4					20	DD 4			FAIL
1411808						2957	XMP 18	20	F 0	2958	XMF 34	20	CD 5					20	CD 5			383
	118 0 118 E M					3007	XMF	95		AA 10 3008	XMF	95						95			AA 10	5.00 21

Div Marks (1):- 635/ 26/G-0 (2):- 7.88/ 26/G-0 (3):- 5.58/ 26/G-0 (4):- 5.00/ 21/G-0 (Min/Obt-Cr/+Gis):- 104/ 99/ 99

RESULT STATISTICS FOR THE COLLEGE

	Total	Fresh	Exam	Boys	Girls	Division	%
Appeared	19	19	0	3	16	I	3
Pass	6	6	0	0	6	II	0
Pass-%	31.58	31.58	0.00	0.00	37.50	III	0

Result WithHeld
By Office W/O 0
At Tabulation W/T 0
Unfair Means W/U 0
By Enroll No W/E 0
By ATEI No W/A 2

Failure
Deleted 0
With Exemption 13

Subjectwise Statistics Of Appeared And Pass % Counts

2951: 18/19 94.74%, 2952: 15/19 78.95%, 2957: 7/19 36.84%, 2958: 12/19 63.16%, 3007: 19/19 100.00%, 3008: 19/19 100.00%,

Sant Gadge Baba Amravati University		M. SC. (PHYSICS) SEMESTER-IV (CBCS)(NEW) Summer 2019										Date 26-07-2019 Page No. 9							
College Code & Name: 0 118 Shri Shivaji Science College, Amravati																			
Roll No.	Name of the Candidate	W/H									Mark Obt.	Result							
EnRoll No.	Can Cat/Clg	Med Sex	Remarks	Sub1	Sub2	Sub3	Sub4	Sub5	Sub6	Sub7	Sub8	Sub9	Sub10	Sub11	Sub12	Tot-Crd/Cgpa/cg-Gr	Grp_Tot	Remarks	
																	Cr_GIS	Signs/Credit/Gr	Div
83246	KU TROPPI VINODRAO CHEDAM			2871	37	20	CC 6	2872	21	20	DD 4					20	DD 4	PASS	
14121120	126 0 118 E F W/A			2874	32	20	CD 5	2877	30	20	CD 5					20	CD 5		
				3050		95		AA 10 3008		95						95	AA 10	391	
																	6.15	26 BC	
																	2.94	BC	
																	Div Marks (1):- 5.62 / 26/G- 0 (2):- 0.00 / 26/G- 0 (3):- 0.00 / 26/G- 0 (4):- 6.15 / 26/G- 0 (Min/Obt-Cr+GIS):- 104 / 104/ 104		
83247	NAVAL RAMESH SARE			2871	46	19	BC 7	2872	34	19	CD 5					19	CD 5	PASS	
1330147	126 0 118 E M W/A			2874	27	19	DD 4	2877	32	19	CD 5					19	CD 5		
				3050		94		AA 10 3008		94						94	AA 10	403	
																	6.35	26 BC	
																	3.04	BC	
																	Div Marks (1):- 5.81 / 26/G- 0 (2):- 0.00 / 26/G- 0 (3):- 0.00 / 26/G- 0 (4):- 6.35 / 26/G- 0 (Min/Obt-Cr+GIS):- 104 / 104/ 104		
83248	SURENDRA RAMKRUSHNA			2871	XMLP 19	19	F 0	2872	XMLP 01	19	F 0					19	F 0	FAIL	
10163145	BHILAVKAR			2874	XMLP 14	19	F 0	2877	XMLP 13	19	F 0					19	F 0		
				3050	XMLF	91		AA 10 3008	XMLF	95						95	AA 10	309	
																	2.31	6	
																	0.00		
																	Div Marks (1):- 5.73 / 26/G- 0 (2):- 0.00 / 26/G- 0 (3):- 0.00 / 26/G- 0 (4):- 2.31 / 6/G- 0 (Min/Obt-Cr+GIS):- 104 / 84/ 84		
RESULT STATISTICS FOR THE COLLEGE																			
Appeared	Total	Fresh	Exam	Boys	Girls	Division	%	Result WithHeld	Failure										
Pass	21	21	0	3	18	I	6	By Office W/O	Deleted										
Pass- %	14	14	0	2	12	II	0	At Tabulation W/T	With Exemption										
	66.67	66.67	0.00	66.67	66.67	III	0	Unfair Means W/U											
								By Enroll No W/E											
								By AIKT No W/A											
										1									
										4									
Subjectwise Statistics Of Appeared And Pass % Counts																			
2871: 20/21 95.24%, 2872: 15/21 71.43%, 2874: 17/21 80.95%, 2877: 16/21 76.19%, 3008: 21/21 100.00%, 3050: 21/21 100.00%,																			

Sant Gadge Baba Amravati University

Tabulation Register

M. SC. (CHEMISTRY) SEMESTER-IV (CBCS) (NEW) Summer 2019

Date 15-07-2019
Page No. 17

College Code & Name: 0 118 Shri Shivaji Science College, Amravati

Roll No.	Name of the Candidate	W/E									Mark Obt.	Result												
EnRoll No.	Gen Cat Ctg	Med Sex	Remarks	Sub1	Sub2	Sub3	Sub4	Sub5	Sub6	Sub7	Sub8	Sub9	Sub10	Sub11	Sub12	Tot-Crnt/Cgpa/cg-Gr	Grp_Tot	Remarks	Cr_GIS	Sgpa/Credit/Gr	Div			
83544 14418419	KU VAISHNAVI MADHUKARRAO WATTAMWAR 118 0 118 E F			2141 2145 3007	48 38 94	19 19 94	BC CC AA	7 6 10	2142 2146 3008	33 40 95	20 20 95	20 20 95	20 20 95	20 20 95	20 20 95	20 20 95	20 20 95	20 20 95	20 20 95	20 20 95	20 20 95	20 20 95	PASS 426 7.12 26 EB I	
Div Marks (1):- 6.54 / 26/G- 0 (2):- 5.38 / 26/G- 0 (3):- 6.92 / 26/G- 0 (4):- 7.12 / 26/G- 0 (Min/Obt-Cr/+Gis):- 104 / 104/ 104																								
83545 14104952	SAMIRKHAH CHANDKHAH PATHAN W/A 118 0 118 E M			2141 2145 3007	46 41 93	20 19 93	BC BC AA	7 7 10	2142 2146 3008	26 38 94	20 19 94	20 19 94	20 19 94	20 19 94	20 19 94	20 19 94	20 19 94	20 19 94	20 19 94	20 19 94	20 19 94	20 19 94	20 19 94	PASS 416 6.92 26 EC I
Div Marks (1):- 5.27 / 26/G- 0 (2):- 5.38 / 26/G- 0 (3):- 0.00 / 26/G- 0 (4):- 6.92 / 26/G- 0 (Min/Obt-Cr/+Gis):- 104 / 104/ 104																								
83546 14126503	SHUBHAM ARVIND MOHOD W/A 118 0 118 E M			2141 2145 3007	53 42 93	19 19 93	BB BC AA	8 7 10	2142 2146 3008	36 45 94	20 20 94	20 20 94	20 20 94	20 20 94	20 20 94	20 20 94	20 20 94	20 20 94	20 20 94	20 20 94	20 20 94	20 20 94	20 20 94	PASS 441 7.59 26 EB I
Div Marks (1):- 5.58 / 26/G- 0 (2):- 0.00 / 26/G- 0 (3):- 0.00 / 26/G- 0 (4):- 7.69 / 26/G- 0 (Min/Obt-Cr/+Gis):- 104 / 104/ 104																								
83547 14330126	SWAPNIL BHAGVAN RAUT W/A 118 0 118 E M			2141 2145 3007	44 35 94	19 19 94	BC CD AA	7 5 10	2142 2146 3008	25 36 94	20 20 94	20 20 94	20 20 94	20 20 94	20 20 94	20 20 94	20 20 94	20 20 94	20 20 94	20 20 94	20 20 94	20 20 94	20 20 94	PASS 406 6.54 26 BC I
Div Marks (1):- 5.96 / 26/G- 0 (2):- 0.35 / 26/G- 0 (3):- 0.00 / 26/G- 0 (4):- 6.54 / 26/G- 0 (Min/Obt-Cr/+Gis):- 104 / 104/ 104																								

RESULT STATISTICS FOR THE COLLEGE

	Total	Fresh	Exam	Boys	Girls	Division	%	Result With/Field	Failure
Appeared	22	22	0	4	18	I	5	By Office W/O	0
Pass	17	17	0	4	13	II	0	At Tabulation W/T	0
Pass-%	77.27	77.27	0.00	100.00	72.22	III	0	Unfair Means W/U	0
								By Baroll No W/E	0
								By A/TET No W/A	11
								Deleted	0
								With Exemption	5

Subjectwise Statistics Of Appeared And Pass % Counts

2141: 22/22 100.00%, 2142: 22/22 100.00%, 2143: 17/22 77.27%, 2146: 22/22 100.00%, 3007: 22/22 100.00%, 3008: 22/22 100.00%,

2141: Spectroscopy-II .2142: General Analytical C.2143: Inorganic Chemistry/ 2145: Organic Chemistry/Oc.2146: Physical Chemistry-I.2149: Analytical Chemistry.2149: Industrial Chemist.

Sant Gadge Baba Amravati University

Tabulation Register

M. SC. (COMPUTER SOFTWARE) SEMESTER-IV (CBCS)(NEW) Summer 2019

Date 21-06-2019
Page No. 6

College Code & Name: 0 118 Shri Shivaji Science College, Amravati

Roll No.	Name of the Candidate				W/E							Mark Obt.	Result											
EnrRoll No.	Can	Cat	Cig	Med	Sex	Remarks	Sub1	Sub2	Sub3	Sub4	Sub5	Sub6	Sub7	Sub8	Sub9	Sub10	Sub11	Sub12	Tot-Crdt/Cggs/cg-Gr	Grp_Tot	Remarks	Cr_GHS	Sggs/Credit/Gr	Div

RESULT STATISTICS FOR ALL COLLEGES

	Total	Fresh	Exam	Boys	Girls	Division	%	Result WithHeld	Failure	
Appeared	26	26	0	1	25	I	14	By Office W/O	0	
Pass	23	23	0	1	22	II	1	At Tabulation W/T	0	
Pass-%	88.46	88.46	0.00	100.00	88.00	III	0	Unfair Means W/U	0	
								By Enroll No W/E	0	
								By ATKT No W/A	2	
									With Exemption	3

Subjectwise Statistics Of Appeared And Pass % Counts

3007 26 26 100.00 3008 26 26 100.00 3326 26 25 96.15 3327 26 26 100.00 3328 26 26 100.00 3329 26 23 88.46

MEANING OF ***/**/ IS AS UNDER

- * = PASSES BY GRACE MARKS VIDE ORDINANCE NO. 18 OF 2001
- ** = PASSES BY CONDONATION MARKS VIDE ORDINANCE NO. 18 OF 2001
- + = PLACED IN A HIGHER DIVISION BY GRACE MARKS VIDE ORDINANCE NO. 18 OF 2001
- @ = INCENTIVE MARKS ADDED TO PASS IN A SUBJECT

- F -> FULL EXEMPTION
- T -> THEORY EXEMPTION
- P -> PRACTICAL EXEMPTION

- XMF -> NEW EXEMPTION
- F XMF -> PREVIOUS
- ORG INC -> ORIGINAL INCENTIVE
- REM INC -> NET INCENTIVE

TABULATION REGISTER CHECKED AND PREPARED AT
COMPUTER CENTRE AMARVATI UNIVERSITY

- W/O -> Withheld By Office
- W/T -> Withheld By Tabulation
- W/U -> Withheld Due To Unfair Means
- W/E -> Withheld By Enroll No
- W/A -> Withheld By ATKT No

SIGNATURE AND DESIGNATION

VERIFIED AND SUBMITTED FOR APPROVAL PLEASE

Sant Gadge Baba Amravati University				Tabulation Register				Date	22-07-2019
College Code & Name: 0 118 Shri Shivaji Science College, Amravati				M. SC. (BOTANY) SEMESTER-IV (CBCS) Summer 2019				Page No.	11
Roll No.	Name of the Candidate		W/H					Mark Obt.	Result
EnRoll No.	Can	Clg	Med	Sex	Remarks	Sub1	Sub2		Grp_Tot
						Sub3	Sub4		Remarks
						Sub5	Sub6		Cr_GIS
						Sub7	Sub8		Sgs/Credit/Gr
						Sub9	Sub10	Tot-Crdt/Cgs/cg-Gr	Div
						Sub11	Sub12		

RESULT STATISTICS FOR THE COLLEGE											
	Total	Fresh	Exam	Boys	Girls	Division	%	Result WithHeld	Failure		
Appeared	24	24	0	4	20	I	7	By Office W/O	0	Deleted	0
Pass	12	12	0	1	11	II	0	At Tabulation W/T	0	With Exemption	12
Pass-%	50.00	50.00	0.00	25.00	55.00	III	0	Unfair Means W/U	0		
								By Enroll No W/E	0		
								By A/TKT No W/A	1		

Subjectwise Statistics Of Appeared And Pass % Courts

2211: 23/24 95.83%, 2212: 24/24 100.00%, 2213: 23/24 95.83%, 2214: 13/24 54.17%, 3007: 24/24 100.00%, 3008: 24/24 100.00%

M.Sc. Bioinformatics

Sant Gadge Baba Amravati University		Tabulation Register										Date 06-07-2019										
College Code & Name: 0 118 Shri Shivaji Science College, Amravati		M. SC. (BIO INFORMATICS) SEMESTER-IV (CBCS)(NEW) Summer 2019										Page No 4										
Roll No	Name of the Candidate	W/H									Mark Obt	Result										
EnRoll No.	Can	Cat	Cig	Med	Sex	Remarks	Sub1	Sub2	Sub3	Sub4	Sub5	Sub6	Sub7	Sub8	Sub9	Sub10	Sub11	Sub12	Tot-Crds/Cgpa/cg-Gr	Remarks		
																				Cr_GIS	Sgpa/Credit/Gr	Div
85069 13121112	KU VAISHALI PRADIPRAO RAKHE						3146	XMF	29		16	DD	4	3147	XMF	35	17	CD	5	FAIL		
	101	0	118	E	F		3148	XMP	22		16	F	0	3149	XMP	19	17	F	0			
							3007	XMF			80			AB	9	3008	XMF			75		
										BB	8	326										
										3.69	16											
										0.00												
										Div Marks (1):- 6.62 / 26/G- 0	(2):- 0.00 / 26/G- 0	(3):- 0.00 / 26/G- 0	(4):- 3.69 / 16/G- 0	(Min/Obt-Cr/+GIS):- 104 / 94/ 94								
85070 17118589	SHUBHAM ASHOK INGOLE						3146	XMF	32		19	CD	5	3147	XMF	45	19	BC	7	FAIL		
	101	0	118	E	M		3148	XMP	10		19	F	0	3149	XMF	30	19	DD	4			
							3007	XMF			87			AB	9	3008	XMF			84		
										AB	9	364										
										5.15	21											
										0.00												
										Div Marks (1):- 5.92 / 26/G- 0	(2):- 6.88 / 26/G- 0	(3):- 5.92 / 26/G- 0	(4):- 5.15 / 21/G- 0	(Min/Obt-Cr/+GIS):- 104 / 99/ 99								
RESULT STATISTICS FOR THE COLLEGE																						
Appeared	Total	Fresh	Exam	Boys	Girls	Division	%	Result WithHeld				Failure										
Pass	20	20	0	3	17	I	9	By Office W/O				Deleted										
Pass-%	10	10	0	2	8	II	0	At Tabulation W/T				With Exemption										
	50.00	50.00	0.00	66.67	47.06	III	0	Unfair Means W/U				0										
								By Enroll No W/E				10										
								By ATKT No W/A				1										
Subjectwise Statistics Of Appeared And Pass % Counts																						
3007: 20/20 100.00%, 3008: 19/20 95.00%, 3146: 18/20 90.00%, 3147: 18/20 90.00%, 3148: 10/20 50.00%, 3149: 16/20 80.00%																						

Sant Gadge Baba Amravati University

Tabulation Register

M. SC. (ENVIRONMENTAL SCIENCE) SEMESTER-IV (CBCS)(NEW) Summer 2019

Date 21-05-2019
Page No. 4

College Code & Name: 0 118 Shri Shivaji Science College, Amravati

Roll No.	Name of the Candidate	W/H									Mark Obt.	Result										
EnRoll No.	Can Cat Ctg	Med	Sex	Remarks	Sub1	Sub2	Sub3	Sub4	Sub5	Sub6	Sub7	Sub8	Sub9	Sub10	Sub11	Sub12	Tot-Crct/Cggs/cg-Gr	Remarks	Cr_GIS	Sggs/Credit/Gr	Div	
84839 14118208	KU VAISHNAVI DIRAKRAO CHAVEAN 101 0 118 E F				2995 2997 3007	63 55	20 20 82	AB 9 BB 8 AB 9	2995 2998 3008	67 48	20 20	AB 9 BC 7	20 20	20 20	20 20	20 20	85	AB 9 BC 7			PASS	482 8.42 26 AB
Div Marks (1):- 6.77 / 26/G- 0 (2):- 8.12 / 26/G- 0 (3):- 8.23 / 26/G- 0 (4):- 8.42 / 26/G- 0 (Min/Obt-Cr+GIS):- 104 / 104/ 104																						
84830 13118317	KU VAISHNAVI VINODRAO KHARAD				2995 2997 3007	42 54	20 20 88	BC 7 BB 8 AB 9	2996 2998 3008	51 49	20 20	BB 8 BC 7	20 20	20 20	20 20	20 20	88	BB 8 BC 7			PASS	452 7.85 26 BB
Div Marks (1):- 7.27 / 26/G- 0 (2):- 7.46 / 26/G- 0 (3):- 8.04 / 26/G- 0 (4):- 7.85 / 26/G- 0 (Min/Obt-Cr+GIS):- 104 / 104/ 104																						
84851 1312154	MANISH RAJESH MESHAM				2995 2997 3007	35 34	20 20 90	CC 6 CD 5 AA 10	2996 2998 3008	46 53	20 20	BC 7 BB 8	20 20	20 20	20 20	20 20	85	BC 7 BB 8			PASS	423 7.19 26 BB
Div Marks (1):- 6.46 / 26/G- 0 (2):- 5.81 / 26/G- 0 (3):- 7.46 / 26/G- 0 (4):- 7.19 / 26/G- 0 (Min/Obt-Cr+GIS):- 104 / 104/ 104																						
84862 13163201	TEJAS PRABHAKAR GAYAKI				2995 2997 3007	35 29	20 20 90	CC 6 DD 4 AA 10	2996 2998 3008	43 37	20 20	BC 7 CC 6	20 20	20 20	20 20	20 20	85	BC 7 CC 6			PASS	399 6.62 26 BC
Div Marks (1):- 6.27 / 26/G- 0 (2):- 5.62 / 26/G- 0 (3):- 7.27 / 26/G- 0 (4):- 6.62 / 26/G- 0 (Min/Obt-Cr+GIS):- 104 / 104/ 104																						

RESULT STATISTICS FOR THE COLLEGE

Appeared	Total	Fresh	Exam	Boys	Girls	Division	%	Result WithHeld	Failure
22	22	0	2	20	20	I	7	By Office W/O	0
Pass	20	20	0	2	18	II	0	At Tabulation W/T	0
Pass-%	90.91	90.91	0.00	100.00	90.00	III	0	Unfair Means W/U	0
								By Enroll No W/E	0
								By AIKT No W/A	0
								Deleted	0
								With Exemption	2

Subjectwise Statistics Of Appeared And Pass % Counts


2995: 22/22 100.00%, 2996: 20/22 90.91%, 2997: 22/22 100.00%, 2998: 20/22 90.91%, 3007: 22/22 100.00%, 3008: 22/22 100.00%

Result sheets published by affiliating
university

2019-20

B.Sc.

Sant Gadge Baba Amravati University				Tabulation Register				Date 21-11-2020													
College Code & Name: 0 118 Shri Shivaji Science College, Amravati				B.SC.PART-III (SEMESTER - VI) Summer 2020				Page No. 201													
Roll No.	Name of the Candidate			W/H					Mark Obt.	Aggr Total											
EnRoll No.	Can	Cat	Clg	Med	Sex	Remarks	Sub1	Sub2	Sub3	Sub4	Sub5	Sub6	Sub7	Sub8	Sub9	Sub10	Sub11	Sub12	Remarks	Out Of	
RESULT STATISTICS FOR THE COLLEGE																					
Appeared	Total	Fresh	Exm	Boys	Girls	Division	%	Result WithHeld		Failure											
	433	433	0	108	325	I	226	By Office W/O	0	Deleted	1										
Pass	425	425	0	107	318	II	1	At Tabulation W/T	6	With Exemption	1										
Pass- %	98.15	98.15	0.00	99.07	97.85	III	0	Unfair Means W/U	0												
								By Enroll No W/E	0												
								By ATRT No W/A	198												
Subjectwise Statistice Of Appeared And Pass % Counts																					
BOT Botany: 144/148 97.30%, BTC BioTechnology: 44/44 100.00%, CHE Chemistry: 289/293 98.63%, CPA Computer Applicati: 1/1 100.00%, CPS Computer Science: 68/70 97.14%, CPV Computer Applicati: 68/68 100.00%, EVS Environmental Scien: 33/33 100.00%, GOG Geology: 41/41 100.00%, MCB Microbiology: 39/40 97.50%, MTH Mathematics: 181/184 98.37%, PHY Physics: 156/157 99.36%, STS Statistics: 66/68 97.06%, ZOO Zoology: 147/149 98.66%																					



Sant Gadge Baba Amravati University

Tabulation Register

BACHELOR OF COMPUTER APPLICATION PART-III SEMESTER-VI Summer 2020

Date 17-11-2020
Page No. 28

College Code & Name: 0 118 Shri Shivaji Science College, Amravati


Roll No.	Name of the Candidate		W/H									Mark Obt.	Aggr Total						
En.Roll No.	Can	Cat/Clg	Med	Sex	Remarks	Sub1	Sub2	Sub3	Sub4	Sub5	Sub6	Sub7	Sub8	Sub9	Sub10	Sub11	Sub12	Remarks	Div

RESULT STATISTICS FOR THE COLLEGE

	Total	Fresh	Exm	Boys	Girls	Division	%	Result WithHeld	Failure
Appeared	76	76	0	38	38	I	30	By Office W/O	0
Pass	73	73	0	36	37	II	4	At Tabulation W/T	3
Pass-%	96.05	96.05	0.00	94.74	97.37	III	0	Unfair Means W/U	0
								By Enroll No W/E	0
								By ATKT No W/A	39

Subjectwise Statistics Of Appeared And Pass % Counts

1061: 73/76 96.05%, 1062: 73/76 96.05%, 1063: 73/76 96.05%, 1064: 73/76 96.05%, 1065: 73/76 96.05%, 1066: 73/76 96.05%, 1067: 73/76 96.05%,



Sant Gadge Baba Amravati University												Date 12-11-2020						
M. SC. (ZOOLOGY) SEMESTER-IV (CBCS)(NEW) Summer 2020												Page No 9						
College Code & Name: 0 118 Shri Shivaji Science College, Amravati																		
Roll No	Name of the Candidate	W/H						Sub2	Mark Obt.		Result							
EnRoll No	Can Cat Clg	Med Sex	Remarks	Sub1	Sub3	Sub5	Sub7	Sub9	Sub11	Sub4	Sub6	Sub8	Sub10	Sub12	Tot-Crdt/Cgpa/cg-Gr	Crp_Tot	Remarks	
																Cr_GHS	Sgpa/Credit/Gr	Div
83046	KU SHREYA SANIAT SHANWARE			2951	79	19	AA 10	2952	77	18	AA 10						PASS	
14107538	118 0 118 E F		W/A	2957	79	19	AA 10	2958	80	20	AA 10						551	
																80	AB 9	9.77 26 AA
																3.90	AA	
																Div Marks (1):- 5.81 / 26/G- 0 (2):- 0.00 / 26/G- 0 (3):- 0.00 / 26/G- 0 (4):- 9.77 / 26/G- 0 (Min/Obt-Cr/H-Gis):- 104 / 104/ 104		
83047	KU SUNITA GAJANANRAO KALE			2951	80	20	AA 10	2952	73	15	AB 9						PASS	
15107593	118 0 118 E F			2957	76	17	AA 10	2958	77	18	AA 10						566	
																95	AA 10	9.81 26 AA
																7.42	BB	I
																Div Marks (1):- 5.63 / 26/G- 0 (2):- 6.73 / 26/G- 0 (3):- 7.50 / 26/G- 0 (4):- 9.81 / 26/G- 0 (Min/Obt-Cr/H-Gis):- 104 / 104/ 104		
RESULT STATISTICS FOR THE COLLEGE																		
Appeared	Total	Fresh	Exm	Boys	Girls	Division	%	Result WithHeld	Failure									
14	14	14	0	0	14	I	5	By Office W/O	Deleted									
12	12	12	0	0	12	II	0	At Tabulation W/T	With Exemption									
85.71	85.71	85.71	0.00	0.00	85.71	III	0	Unfair Means W/U	0									
									By Enroll No W/E	0								
									By ATEK No W/A	4								
Subjectwise Statistic Of Appeared And Pass % Counts																		
2214: 0/2 0.00%, 2951: 12/14 85.71%, 2952: 12/14 85.71%, 2957: 12/14 85.71%, 2958: 12/14 85.71%, 3007: 12/14 85.71%, 3008: 12/14 85.71%,																		

M.Sc. Physics

Tabulation Register												Date	02-12-2020					
M. SC. (PHYSICS) SEMESTER-IV (CBCS)(NEW) Summer 2020												Page No.	9					
Sant Gadge Baba Amravati University												College Code & Name: 0 118 Shri Shivaji Science College, Amravati						
Roll No.	Name of the Candidate	W/H			Sub1	Sub2			Sub4	Mark Obt.	Result	Grp_Tot						
EnRoll No.	Can Cat:Cls	Med	Sex	Remarks	Sub3	Sub5	Sub6	Sub8	Sub10	Tot-Crdt/Cgpa/cg-Gr	Remarks	Cr_GIS						
												Sgpa/Credit/Gr	Div					
85044	SANKET SHAILENDRA KORDE				2871	80	20	AA	10	2872	80	20	AA 10	PASS				
15118360	118 0 118 E M				2874	80	20	AA	10	2877	80	20	AA 10	596				
												3050	99	AA 10	3008	97	AA 10	10.00 26 AA
																8.32	AB	I-EXCMPL
												Div Marks (1):- 7.88 / 26/G- 0 (2):- 7.69 / 26/G- 0 (3):- 7.69 / 26/G- 0 (4):- 10.00 / 26/G- 0				G(Min/Obt-Cr/(+GIS):- 104 / 104/ 104		
RESULT STATISTICS FOR THE COLLEGE																		
	Total	Fresh	Exam	Boys	Girls	Division	%	Result WithHeld	Failure									
Appeared	18	18	0	5	13	I	9	By Office W/O	0	Deleted	0							
Pass	18	18	0	5	13	II	0	At Tabulation W/T	0	With Exemption	0							
Pass- %	100.00	100.00	0.00	100.00	100.00	III	0	Unfair Means W/U	0									
									By Enroll No W/E	0								
									By ATKT No W/A	6								
Subjectwise Statistics Of Appeared And Pass % Counts																		
2871: 18/18 100.00%, 2872: 18/18 100.00%, 2874: 18/18 100.00%, 2877: 18/18 100.00%, 3008: 18/18 100.00%, 3050: 18/18 100.00%,																		

Sant Gadge Baba Amravati University		Tabulation Register						Date	02-12-2020	
College Code & Name: 0 118 Shri Shivaji Science College, Amravati		M. SC. (CHEMISTRY) SEMESTER-IV (CBCS) (NEW) Summer 2020						Page No.	18	
Roll No.	Name of the Candidate	W/H					Sub2	Mark Obt.	Result	
EnRoll No.	Can Cat/Clg	Med Sex	Remarks	Sub1	Sub3	Sub4	Sub6	Sub8	Grp_1st	
				Sub5	Sub7	Sub10	Sub12	Total-Crds/Cgpa/cg-Gr	Remarks	
				Sub9	Sub11				Cr_GHS	
										Sgpa/Credit/Gr
										Div

RESULT STATISTICS FOR THE COLLEGE									
	Total	Fresh	Exam	Boys	Girls	Division	%	Result WithHeld	Failure
Appeared	24	24	0	6	18	I	16	By Office W/O	0
Pass	24	24	0	6	18	II	0	At Tabulation W/T	0
Pass- %	100.00	100.00	0.00	100.00	100.00	III	0	Unfair Means W/U	0
								By Enroll No W/E	0
								By ATKT No W/A	4
Subjectwise Statistice Of Appeared And Pass % Counts									
2141: 24/24 100.00%, 2142: 24/24 100.00%, 2143: 24/24 100.00%, 2146: 24/24 100.00%, 3007: 24/24 100.00%, 3008: 24/24 100.00%,									

Tabulation Register

M. SC. (COMPUTER SOFTWARE) SEMESTER-IV (CBCS)(NEW) Summer 2020

Sri Gadge Baba Amravati University
 Date: 03-11-2020
 Page No: 6

College Code & Name: 0 118 Shri Shivaji Science College, Amravati


Roll No.	Name of the Candidate				W/H	Sub1	Sub2	Mark Obt.	Result
EnRoll No.	Can	Cat	Clg	Med	Sex	Remarks	Sub3	Sub4	Grp_Tot
							Sub5	Sub6	Remarks
							Sub7	Sub8	Cr_GHS
							Sub9	Sub10	Signs/Credit/Gr
							Sub11	Sub12	Div

RESULT STATISTICS FOR THE COLLEGE

	Total	Fresh	Exm	Boys	Girls	Division	%	Result WithHeld	Failure
Appeared	29	29	0	5	24	I	10	By Office W/O	Deleted 0
Pass	29	29	0	5	24	II	0	At Tabulation W/T	With Exemption 0
Pass-%	100.00	100.00	0.00	100.00	100.00	III	0	Unfair Means W/U	
								By Enroll No W/E	
								By AIKT No W/A	15

Subjectwise Statistic Of Appeared And Pass % Counts

3007: 29/29 100.00%, 3008: 29/29 100.00%, 3326: 29/29 100.00%, 3327: 29/29 100.00%, 3328: 29/29 100.00%, 3329: 29/29 100.00%,



Tabulation Register

Sant Gadge Baba Amravati University

M. SC. (BOTANY) SEMESTER-IV (CBCS) Summer 2020

Date 12-11-2020
Page No. 11

College Code & Name: 0 118 Shri Shivaji Science College, Amravati


Roll No.	Name of the Candidate			W/E								Mark Obt.	Result										
EnRoll No.	Can	Cat/Ctg	Med	Sex	Remarks	Sub1	Sub2	Sub3	Sub4	Sub5	Sub6	Sub7	Sub8	Sub9	Sub10	Sub11	Sub12	Tot-Crdt/Cgpa/cg-Gr	Grp_Tot	Remarks	Cr_GES	Sgpa/Credit/Gr	Div

RESULT STATISTICS FOR THE COLLEGE

	Total	Fresh	Exam	Boys	Girls	Division	%	Result WithHeld			Failure	
Appeared	23	23	0	4	19	I	8	By Office W/O	0	Deleted	0	
Pass	22	22	0	5	19	II	0	At Tabulation W/T	0	With Exemption	1	
Pass-%	95.65	95.65	0.00	75.00	100.00	III	0	Unfair Means W/U	0			
								By Enroll No W/E	0			
								By AIKT No W/A	4			

Subjectwise Statistics Of Appeared And Pass % Counts

2211: 23/23 100.00%, 2212: 23/23 100.00%, 2213: 23/23 100.00%, 2214: 23/23 100.00%, 2998: 1/1 100.00%, 3007: 22/23 95.65%, 3008: 22/23 95.65%, 3149: 1/1 100.00%,



Sant Gadge Baba Amravati University		M. SC. (BIO INFORMATICS) SEMESTER-IV (CBCS)(NEW) Summer 2020										Date 05-11-2020 Page No 4									
College Code & Name: 0 118 Shri Shivaji Science College, Amravati																					
Roll No.	Name of the Candidate	W/E									Mark Obt.	Result									
EnRoll No.	Can Cat/Ctg	Med Sex	Remarks	Sub1	Sub2	Sub3	Sub4	Sub5	Sub6	Sub7	Sub8	Sub9	Sub10	Sub11	Sub12	Tot-Crdt/Cgpa/cg-Gr	Remarks	Cr_GES	Signs/Credit/Gr	Div	
85019 14118244	KU SHIVANI CHANDRASHEKHAR GRI		W/T	3146	80	20	AA	10	3147	80	19	AA	10	3148	80	20	AA	10			
	118 0 118 E F			3007		88			AB	9	3008					89			AB	9	
				2997			F	0												0.00 0	
Pr:- 575 / 620 / 92.74 Div Marks (1):- 6.62 / 26/G- 0 (2):- 7.19 / 26/G- 0 (3):- 5.85 / 26/G- 0 (4):- 0.00 / 0/G- 0 (Min/Obt-Cr+Gis):- 104 / 78 / 78																					
85020 15125186	VIYUSH SHALIKRAM DHANDAR			3146	79	19	AA	10	3147	79	19	AA	10	3148	79	19	AA	10		PASS	
	118 0 118 E M			3007		87			AB	9	3008					89			AB	9	
																				9.77 26 AA	
Div Marks (1):- 6.31 / 26/G- 0 (2):- 6.88 / 26/G- 0 (3):- 5.73 / 26/G- 0 (4):- 9.77 / 26/G- 0 (Min/Obt-Cr+Gis):- 104 / 104 / 104																					
85021 15101824	SWARNIL HIMMATRAO JONDHALE		W/A	3146	79	19	AA	10	3147	77	18	AA	10	3148	79	19	AA	10		PASS	
	118 0 118 E M			3007		88			AB	9	3008					89			AB	9	
																				9.77 26 AA	
Div Marks (1):- 6.42 / 26/G- 0 (2):- 6.42 / 26/G- 0 (3):- 0.00 / 26/G- 0 (4):- 9.77 / 26/G- 0 (Min/Obt-Cr+Gis):- 104 / 104 / 104																					
7.17 EB I																					
5.65 CC																					
RESULT STATISTICS FOR THE COLLEGE																					
	Total	Fresh	Exam	Boys	Girls	Division	%	Result WithHeld													Failure
Appeared	21	21	0	3	18	I	13	By Office W/O	0											Deleted	0
Pass	20	20	0	3	17	II	0	At Tabulation W/T	1											With Exemption	0
Pass-%	95.24	95.24	0.00	100.00	94.44	III	0	Unfair Means W/U	0												
								By Enroll No W/E	0												
								By ATKT No W/A	2												
Subjectwise Statistics Of Appeared And Pass % Counts																					
2997: 1/2 50.00%, 3007: 20/21 95.24%, 3008: 20/21 95.24%, 3146: 20/21 95.24%, 3147: 20/21 95.24%, 3148: 20/21 95.24%, 3149: 20/21 95.24%																					

San Gadge Baba Amravati University

Tabulation Register

M. SC. (ENVIRONMENTAL SCIENCE) SEMESTER-IV (CBCS)(NEW) Summer 2020

Date 05-11-2020
Page No 5

College Code & Name: 0 118 Shri Shivaji Science College, Amravati

Roll No.	Name of the Candidate	W/H						Mark Obt.	Result Grp_Tot									
Roll No.	Can Cat/Ctg	Med Sex	Remarks	Sub1	Sub3	Sub5	Sub7	Sub9	Sub11	Sub2	Sub4	Sub6	Sub8	Sub10	Sub12	Tot-Crit/Cgpa/cg-Gr	Remarks Cr_GIS	Signs/Credit/Gr Div

RESULT STATISTICS FOR THE COLLEGE

	Total	Fresh	Exam	Boys	Girls	Division	%	Result WithHeld	Failure
Appeared	24	24	0	2	22	I	4	By Office W/O	Deleted 0
Pass	24	24	0	2	22	II	0	At Tabulation W/T	With Exemption 0
Pass-%	100.00	100.00	0.00	100.00	100.00	III	0	Unfair Means W/U	
								By Enroll No W/E	
								By ATKT No W/A	2

Subjectwise Statistic Of Appeared And Pass % Counts

2213: 7/7 100.00%, 2214: 3/3 100.00%, 2958: 2/2 100.00%, 2995: 24/24 100.00%, 2996: 24/24 100.00%, 2997: 24/24 100.00%, 2998: 24/24 100.00%, 3007: 24/24 100.00%, 3008: 24/24 100.00%,

Result sheets published by affiliating
university

2020-21

B.Sc.

Sant Gadge Baba Amravati University						Tabulation Register				Date : 27/09/2021							
College Code & Name : - 0 118 - Shri Shivaji Science College,Amravati						B.Sc. PART-III (SEMESTER-VI) Summer 2021				Page No:105							
Roll No.	Name of the	W/H	Sub1	Sub2	Sub3	Sub4	Sub5	Sub6	Sub7	Sub8	Sub9	Sub10	Sub11	Sub12	Mark Obt.	Aggr Total Result	Div.
EnRoll No.	Cen	CatClg	Med	Sex	Remarks	Sub3	Sub5	Sub7	Sub9	Sub11	Sub12	450	Remarks				
RESULT STATISTICS FOR THE COLLEGE																	
Appeared	Total	Fresh	Exm	Boys	Girls	Division	%	Result Withheld	Failure								
Pass	467	467	0	135	332	1st	98.07	By Office W/O	Deleted	0							
Pass %	458	458	0	132	326	2nd	0	At Tabulation	With Exemption	7							
	98.07	98.07	0	97.77	98.19	3rd	0	Unfair Means									
Subjectwise Statistics Of Appeared And Pass									By Enroll No W/E								
								By ATKT No W/A									
		Subject	Appeare	Passed	Pass %												
		CHE	332	327	98.49												
		BOT	166	165	99.40												
		ZOO	171	171	100.00												
		GOG	39	39	100.00												
		PHY	157	155	98.73												
		CPV	63	63	100.00												
		EVS	44	44	100.00												
		MTH	188	187	99.47												
		STS	70	70	100.00												
		CPS	71	70	98.59												
		MCB	51	50	98.04												
		BTC	46	46	100.00												
APC APICULTURE BCM BIOCHEMISTRY BFM BIO INFORMATICS BOT BOTANY BSP BIOLOGICAL TECH. & SPEC.PREP. BTC BIOTECHNOLOGY CHE CHEMISTRY CPA COMPUTER APPLICATION CPM COMPUTER MAINTAINANCE CPS COMPUTER SCIENCE CPV COMPUTER APPLICATION(VOCATIONAL) ETC ELECTRONICS (INSTRUMENTATION) EVS ENVIROMENTAL SCIENCE FIS FISHRIES FPT FOOD PROCESSING & TECHNOLOGY FRS FORENSIC SCIENCE FSC FOOD SCIENCE GOG GEOLOGY GOP GEOGRAPHY ICV INDUSTRIAL CHEMISTRY(VOCATIONAL) IFF INDUSTRIAL FISH & FISHERIES IFT INFORMATION TECHNOLOGY IMB INDUSTRIAL MICROBIOLOGY INC INDUSTRIAL CHEMISTRY INT INSTRUMENTATION MCB MICROBIOLOGY MTH MATHEMATICS PCH PETROCHEMICAL SCIENCE PHY PHYSICS SDT SEED TECHNOLOGY STS STATISTICS ZOO ZOOLOGY																	

Tabulation Register

Date 26-09-2021
Page No. 48

Sant Gadge Baba Amravati University

BACHELOR OF COMPUTER APPLICATION PART-III SEMESTER-VI Summer 2021

College Code & Name: 0 118 Shri Shivaji Science College, Amravati


Roll No	Name of the Candidate	W/H	Sub1	Sub2	Sub3	Sub4	Sub5	Sub6	Sub7	Sub8	Sub9	Sub10	Sub11	Sub12	Mark Obt	Aggr Total Result	Div	Remarks	Cut Of
---------	-----------------------	-----	------	------	------	------	------	------	------	------	------	-------	-------	-------	----------	-------------------	-----	---------	--------

RESULT STATISTICS FOR THE COLLEGE

	Total	Fresh	Exm	Boys	Girls	Division	%	Result WithHeld	Failure
Appeared	140	140	0	83	57	I	112	By Office W/O	0
Pass	138	138	0	81	57	II	3	At Tabulation W/T	0
Pass- %	98.57	98.57	0.00	97.59	100.00	III	0	Unfair Means W/U	0
								By Enroll No W/E	0
								By ATKT No W/A	23
								Deleted	0
								With Exemption	0

Subjectwise Statistice Of Appeared And Pass % Counts

1061: 138/140 98.57%, 1062: 138/140 98.57%, 1063: 138/140 98.57%, 1064: 138/140 98.57%, 1065: 138/140 98.57%, 1066: 138/140 98.57%, 1067: 138/140 98.57%,



Tabulation Register

Date 27-09-2021
Page No 9

Sri Gadge Baba Amravati University

M. SC. (ZOOLOGY) SEMESTER-IV (CBCS)(NEW) Summer 2021

College Code & Name: 0 118 Sri Shivaji Science College, Amravati

Roll No	Name of the Candidate	W/H	Sub1	Sub2	Sub3	Sub4	Sub5	Sub6	Sub7	Sub8	Sub9	Sub10	Sub11	Sub12	Mark Obt	Result
EnRoll No	Can	Cat	Clg	Med	Sex	Remarks	2951	2952	2957	2958	3007	3008	3009	3006	Tot-Crdt/Cgpa/Cg-Gr	Grp_Tot
70046	ROSHAN DILEP KAWARE		70	20	AA	10	2952	48	20	BC 7				48	20	PASS
118	0 118	E	M	34	20	BB	8	54	20	BB 8				95	20	501
Div Marks (1):- 642 / 260- 0 (2):- 846 / 260- 0 (3):- 942 / 260- 0 (4):- 805 / 260- 0 (5):- 104 / 104 104																
70047	SHIBAL SUDHAKAR NIWANE		66	20	AB	9	2952	44	17	BC 7				17	20	PASS
612569	118	0 118	E	F	W/A		2957	46	20	BC 7				91	20	480
Div Marks (1):- 0.00 / 260- 0 (2):- 0.00 / 260- 0 (3):- 9.31 / 260- 0 (4):- 8.27 / 260- 0 (5):- 104 / 104 104																
70048	SUMIT MOHAN AMBULKAR		70	20	AA	10	2952	46	20	BC 7				20	20	PASS
14110731	118	0 118	E	M			2957	34	20	BB 8				95	20	487
Div Marks (1):- 7.09 / 260- 0 (2):- 7.54 / 260- 0 (3):- 9.42 / 260- 0 (4):- 8.46 / 260- 0 (5):- 104 / 104 104																
70049	VAISENAVI SUBHASH DHAMANDE		72	20	AA	10	2952	48	20	BC 7				20	20	PASS
16118100	118	0 118	E	F	W/A		2957	48	20	BC 7				94	20	498
Div Marks (1):- 0.00 / 260- 0 (2):- 0.00 / 260- 0 (3):- 9.62 / 260- 0 (4):- 8.46 / 260- 0 (5):- 104 / 104 104																

RESULT STATISTICS FOR THE COLLEGE

Appeared	Total	Presb	Exam	Boys	Girls	Division	%	Result WithHeld	Failure
Pass	22	22	0	7	15	I	0	By Office W/O	0
Pass-%	100.00	100.00	0.00	100.00	100.00	III	0	At Tabulation W/T	0
								Unfair Means W/O	0
								By Enroll No W/E	0
								By ATKT No W/A	7
								Deleted	0
								With Exemption	0

Subjectwise Statistics Of Appeared And Pass % Counts

2951: 22/22 100.00%, 2952: 22/22 100.00%, 2957: 22/22 100.00%, 2958: 22/22 100.00%, 3007: 22/22 100.00%, 3008: 22/22 100.00%,

2951: Biochemistry 2952: Entomology&Bionomics 2953: Molecular Biology-II 2955: Entomology-III-Development 2957: Animal Physiology-II 2959: Fisheries-III-Fish H 2960: Fisheries-IV-Fish Re
2214: Genetic Engineering 2958: Animal Physiology-IV 2956: Entomology-IV-Insect & 2954: Molecular Biology-IV 3007: Lab-VII 3006: Project

Sant Gadge Baba Amravati University

Tabulation Register

M. SC. (PHYSICS) SEMESTER-IV (CBCS)(NEW) Summer 2021

Date 21-09-2021
Page No. 12

College Code & Name: 0 118 Sri Shivaji Science College, Amravati

Roll No	Name of the Candidate	W/E	Sub1	Sub2	Mark Obt	Result
EnRoll No	Gen Cat/Clg	Med Sex	Sub3	Sub4		Grp_Tot
	Remarks		Sub5	Sub6		Remarks
			Sub7	Sub8		Cr_GIS
			Sub9	Sub10		Sgpa/Credit/Gr
			Sub11	Sub12		Div
70060 16126492	PRATIKSHA MOHANRAO KUBADE		2871	2872	20	PASS
	118 0 118 E F W/A		2874	2877	20	
			3050	3008	95	AA 10 537
						9.23 26 AA
						4.47 DD
						(Min/Obt-Cr+GIS):- 104 / 104/ 104
70061 1611867	SIDDHALI PARAG CHAWARE		2871	2872	20	PASS
	118 0 118 E F W/A		2874	2877	20	
			3050	3008	100	AA 10 574
						10.00 26 AA
						4.95 DD
						(Min/Obt-Cr+GIS):- 104 / 104/ 104
70062 16090227	VAIBHAV VITTHALRAO KARDE		2871	2872	20	PASS
	118 0 118 E M		2874	2877	20	
			3050	3008	95	AA 10 541
						9.42 26 AA
						I-EXEMPL
						(Min/Obt-Cr+GIS):- 104 / 104/ 104
70063 16236215	VISHAL RAVINDRA NIKAM		2871	2872	20	PASS
	118 0 118 E M		2874	2877	20	
			3050	3008	95	AA 10 531
						9.23 26 AA
						I-EXEMPL
						(Min/Obt-Cr+GIS):- 104 / 104/ 104

RESULT STATISTICS FOR THE COLLEGE

Appeared	Total	Fresh	Exam	Boys	Girls	Division	%	Result WithHeld
16	16	0	4	12	I	0	0	By Office W/O
16	16	0	4	12	II	0	0	At Tabulation W/T
100.00	100.00	100.00	100.00	100.00	III	0	0	Unfair Means W/O
								By Enroll No W/E
								By ATKT No W/A

Subjectwise Statistics Of Appeared And Pass % Counts

2871: 16/16 100.00%, 2872: 16/16 100.00%, 2874: 16/16 100.00%, 2877: 16/16 100.00%, 3008: 16/16 100.00%, 3050: 16/16 100.00%

2871: Nuclear & Particle P 2872: OPAMP Theory & Appl 2873: Micro Processor Prog 2874: Condensed Matter Phy 2875: Digital Communication 2876: Advanced Microproce 2877: Nano Sci
2878: Photonics-II 3049: Lab-VII-OPAMP & Micr 3050: Lab-VII-OPAMP & Cond 3051: Lab-VII-OPAMP & Dig 3053: Lab-VII-Photonics-II 3008: Project

Sant Gadge Baba Amravati University

Tabulation Register

M. SC. (CHEMISTRY) SEMESTER-IV (CBCS) (NEW) Summer 2021

Date 27-09-2021
Page No. 25

College Code & Name: 0 118 Shri Shivaji Science College, Amravati

Roll No.	Name of the Candidate	W/E	Sub1						Sub2			Mark Obt.	Result		
EnRoll No.	Can Cat/Ctg	Med Sex	Remarks	Sub3	Sub4	Sub5	Sub6	Sub7	Sub8	Sub9	Sub10	Sub11	Sub12	Tot-Crdt/Cgpa/cg-Gr	Grp_Tot
70132	YOGESH GANGARAM HIRKAR			2141	54	20	BB 8	2142	62	20	AB 9			20	PASS
16120872	118 0 118 E M			2145	58	20	BB 8	2146	62	20	AB 9			20	
				3007		88		AB 9	3008	96	AB 9			96	

Div Marks (1):- 5.38 / 26/G- 0 (2):- 8.09 / 26/G- 0 (3):- 9.77 / 26/G- 0 (4):- 8.73 / 26/G- 0 (Min/Obt-Cr/A-Gis):- 104 / 104 / 104

RESULT STATISTICS FOR THE COLLEGE

Appeared	Total	Fresh	Exam	Boys	Girls	Division	%	Result Withheld	Failure
Pass	25	25	0	9	16	I	0	By Office W/O	0
Pass- %	100.00	100.00	0.00	100.00	100.00	III	0	At Tabulation W/T	0
							0	Unstr Means W/U	0
							0	By Roll No W/E	0
							4	By ATET No W/A	4

Subjectwise Statistics Of Appeared And Pass % Counts

2141: 25/25 100.00%, 2142: 25/25 100.00%, 2145: 25/25 100.00%, 2146: 25/25 100.00%, 3007: 25/25 100.00%, 3008: 25/25 100.00%,

2141: Spectroscopy-II .2142: General Analytical C.2145: Organic Chemistry(Cr.2143: Inorganic Chemistry).2144P: Industrial Chemistr.2147: Physical Chemistry-I.2151: Analytical Chemistry.
2148: Physical Chemistry-I.2152: Analytical Chemistry.2144: Inorganic Chemistry.2915: Digital Image Proc.2146: Organic Chemistry (Na.2150: Industrial Chemistry.3007: Lab-VII
3008: Project

Sant Gadge Baba Amravati University

Tabulation Register

M. SC. (COMPUTER SOFTWARE) SEMESTER-IV (CBCS)(NEW) Summer 2021

Date 27-09-2021
Page No. 6

College Code & Name: 0 118 Shri Shivaji Science College, Amravati

Roll No	Name of the Candidate				W/H							Mark Obt.	Result										
En.Roll No	Can	Cat	Clg	Med	Sex	Remarks	Sub1	Sub2	Sub3	Sub4	Sub5	Sub6	Sub7	Sub8	Sub9	Sub10	Sub11	Sub12	Tot-Crtd/Cgpa/cg-Gr	Result Grp_Tot	Remarks Cr_GIS	Segs/Credit/Gr	Div

RESULT STATISTICS FOR ALL COLLEGES

Appeared	Total	Fresh	Exam	Boys	Girls	Division	%	Result WithHeld	Failure
25	26	0	0	5	21	I	1	By Office W/O	0
24	24	0	0	5	19	II	0	At Tabulation W/T	0
92.31	92.31	0.00	0.00	100.00	90.48	III	0	Unfair Means W/U	0
								By Enroll No W/E	0
								By AIKT No W/A	15

Deleted 0
With Exemption 2

Subjectwise Statistics Of Appeared And Pass % Counts

3007 26 26 100.00 3008 26 26 100.00 3326 26 26 100.00 3327 26 25 96.15 3328 26 25 96.15 3329 26 24 92.31

MEANING OF W/H IS AS UNDER

- = PASSES BY GRACE MARKS VIDE ORDINANCE NO. 18 OF 2001
- = PASSES BY CONDONATION MARKS VIDE ORDINANCE NO. 18 OF 2001
- == PLACED IN A HIGHER DIVISION BY GRACE MARKS VIDE ORDINANCE NO. 18 OF 2001
- @ = INCENTIVE MARKS ADDED TO PASS IN A SUBJECT

- F -> FULL EXEMPTION
- T -> THEORY EXEMPTION
- P -> PRACTICAL EXEMPTION

- XMF -> NEW EXEMPTION
- F XMF -> PREVIOUS
- ORG INC -> ORIGINAL INCENTIVE
- REM INC -> NET INCENTIVE

- W/O -> Withheld By Office
- W/T -> Withheld By Tabulation
- W/U -> Withheld Due To Unfair Means
- W/E -> Withheld By Enroll No
- W/A -> Withheld By AIKT No

TABULATION REGISTER CHECKED AND PREPARED AT
COMPUTER CENTRE AMARVATI UNIVERSITY

SIGNATURE AND DESIGNATION

VERIFIED AND SUBMITTED FOR APPROVAL PLEASE

CHAIRMAN

MEMBER

MEMBER

MEMBER

MEMBER

3326: Cyber Security & Dig 3327: Soft Computing .3328: Web Content Management 3329: Cloud Computing .3330: Design & Analysis Of 3007: Lab-VII .3008: Project

Sant Gadge Baba Amravati University

Tabulation Register

M. SC. (BOTANY) SEMESTER-IV (CBCS) Summer 2021

Date 21-09-2021
Page No 11

College Code & Name: 0 118 Shri Shivaji Science College, Amravati

Roll No	Name of the Candidate				W/E							Mark Obt.	Result											
EnRoll No	Can	Cat	Clg	Med	Sex	Remarks	Sub1	Sub2	Sub3	Sub4	Sub5	Sub6	Sub7	Sub8	Sub9	Sub10	Sub11	Sub12	Tot-Grs/Cgpa/cg-Cr	Grp_Tot	Remarks	Cr_GIS	Sgpa/Credit/Gr	Div

RESULT STATISTICS FOR THE COLLEGE

	Total	Fresh	Exam	Boys	Girls	Division	%	Result WithHeld	Failure	
Appeared	24	24	0	2	22	I	0	By Office W/O	0	
Pass	23	23	0	2	21	II	0	At Tabulation W/T	0	
Pass- %	95.83	95.83	0.00	100.00	95.45	III	0	Unfair Means W/U	0	
								By Enroll No W/E	0	
								By ATKT No W/A	14	
									Deleted	0
									With Exemption	0

Subjectwise Statistics Of Appeared And Pass % Counts

2211: 23/24 95.83%, 2212: 23/24 95.83%, 2213: 23/24 95.83%, 2214: 23/24 95.83%, 3007: 23/24 95.83%, 3008: 23/24 95.83%,

2362: Clinical Virology 2211: Plant Ecology 2212: Environmental Ecology 2213: Plant Biotechnology 2214: Genetic Engineering 2361: Biotechnology 2997: Nature Conservation
2998: Environmental Policies 3149: Research Methodology 3007: Lab-VII 3008: Protection

Sri Gadge Baba Amravati University

Tabulation Register

M. SC. (BIO INFORMATICS) SEMESTER-IV (CBCS)(NEW) Summer 2021

Date 21-09-2021
Page No 5

College Code & Name: 0 118 Shri Shivaji Science College, Amravati

Roll No	Name of the Candidate				W/H	Mark Obt						Result								
EnRoll No	Can	Cat	Clg	Med	Sex	Remarks	Sub1	Sub2	Sub3	Sub4	Sub5	Sub6	Sub7	Sub8	Sub9	Sub10	Sub11	Sub12	Grp_Tot	Remarks
																			Cr_GIS	
																			Sgn/Credit/Gr	
																			Dis	
																			Tot-Crit/Cgpa/cg-Gr	

RESULT STATISTICS FOR ALL COLLEGES

	Total	Fresh	Exam	Boys	Girls	Division	%	Result Withheld	Failure
Appeared	22	22	0	2	20	I	0	By Office W/O	0
Pass	22	22	0	2	20	II	0	At Tabulation W/T	0
Pass-%	100.00	100.00	0.00	100.00	100.00	III	0	Unfair Means W/U	0
								By Enroll No W/E	0
								By ATKT No W/A	14
								Deleged	0
								With Exemption	0

Subjectwise Statistics Of Appeared And Pass % Counts

3007 22 22 100.00 3008 22 22 100.00 3145 22 22 100.00 3147 22 22 100.00 3148 22 22 100.00 3149 22 22 100.00

MEANING OF W/H IS AS UNDER

- * = PASSES BY GRACE MARKS VIDE ORDINANCE NO. 18 OF 2001
- ** = PASSES BY CONDONATION MARKS VIDE ORDINANCE NO. 18 OF 2001
- ++ = PLACED IN A HIGHER DIVISION BY GRACE MARKS VIDE ORDINANCE NO. 18 OF 2001
- @ = INCENTIVE MARKS ADDED TO PASS IN A SUBJECT

- F -> FULL EXEMPTION
- T -> THEORY EXEMPTION
- P -> PRACTICAL EXEMPTION
- XMF -> NEW EXEMPTION
- F XMF -> PREVIOUS
- ORG INC -> ORIGINAL INCENTIVE
- REM INC -> NET INCENTIVE

TABULATION REGISTER CHECKED AND PREPARED AT
COMPUTER CENTRE AMARAVATI UNIVERSITY

- W/O -> Withheld By Office
- W/T -> Withheld By Tabulation
- W/U -> Withheld Due To Unfair Means
- W/E -> Withheld By Enroll No
- W/A -> Withheld By ATKT No

SIGNATURE AND DESIGNATION

VERIFIED AND SUBMITTED FOR APPROVAL PLEASE

CHAIRMAN

MEMBER

MEMBER

MEMBER

MEMBER

3146: Molecular Modeling & 3147: Chemoinformatics .3148: Bio-Programms-II .3149: Research Methodology.3007: Lab-VII

.3008: Project

.2597: Nature, Conservatio.

M.Sc. Environmental Science

Sant Gadge Baba Amravati University

Tabulation Register

Date 21-09-2021
Page No. 5

M. SC. (ENVIRONMENTAL SCIENCE) SEMESTER-IV (CBCS)(NEW) Summer 2021

College Code & Name: 0 118 Shri Shivaji Science College, Amravati

Roll No	Name of the Candidate	W/E	Sub1	Sub2	Sub3	Sub4	Sub5	Sub6	Sub7	Sub8	Sub9	Sub10	Sub11	Sub12	Mark Obt	Result Grp_Tot	Remarks
EnRoll No	Can. Cat. Clg	Med. Sex	Remarks												Tot-Crds/Cgpa/cg-Gr	Cr_GIS	Sgpa/Credit/Gr

RESULT STATISTICS FOR THE COLLEGE

	Total	Fresh	Exam	Boys	Girls	Division	%	Result WithHeld	Failure
Appeared	24	24	0	3	21	I	0	By Office W/O	Deleted 0
Pass	24	24	0	3	21	II	0	At Tabulation W/T	With Exemption 0
Pass- %	100.00	100.00	0.00	100.00	100.00	III	0	Unfair Means W/U	
								By Enroll No W/E	
								By ATKT No W/A	16

Subjectwise Statistics Of Appeared And Pass % Counts

2995: 24/24 100.00%, 2996: 24/24 100.00%, 2997: 24/24 100.00%, 2998: 24/24 100.00%, 3007: 24/24 100.00%, 3008: 24/24 100.00%,

2995: Environmental Toxicology 2996: Industrial Hygiene & 2997: Nature, Conservation 2998: Environmental Pollution 3007: Lab-VII
2998: Animal Physiology-IV 2214: Genetic Engineering.

3008: Protect

2213: Plant Biotechnology

Number of passed students eligible for degree (All programmes)

2016-17

Name of the programme	Number students eligible for degree
B.Sc.	334
B.C.A.	26
M.Sc. ZOOLOGY	11
M.Sc. PHYSICS	13
M.Sc. CHEMISTRY	11
M.Sc. COMPUTER SOFTWARE	25
M.Sc. BOTANY	20
M.Sc. BIOINFORMATICS	12
M.Sc. ENVIRONMENTAL SCIENCE	17

2017-18

Name of the programme	Number students eligible for degree
B.Sc.	335
B.C.A.	44
M.Sc. ZOOLOGY	11
M.Sc. PHYSICS	6
M.Sc. CHEMISTRY	19
M.Sc. COMPUTER SOFTWARE	24
M.Sc. BOTANY	16
M.Sc. BIOINFORMATICS	2
M.Sc. ENVIRONMENTAL SCIENCE	21

2018-19

Name of the programme	Number students eligible for degree
B.Sc.	375
B.C.A.	72
M.Sc. ZOOLOGY	6
M.Sc. PHYSICS	14
M.Sc. CHEMISTRY	17
M.Sc. COMPUTER SOFTWARE	23
M.Sc. BOTANY	12
M.Sc. BIOINFORMATICS	10
M.Sc. ENVIRONMENTAL SCIENCE	20

2019-20

Name of the programme	Number students eligible for degree
B.Sc.	425
B.C.A.	73
M.Sc. ZOOLOGY	12
M.Sc. PHYSIICS	18
M.Sc. CHEMISTRY	24
M.Sc. COMPUTER SOFTWARE	29
M.Sc. BOTANY	22
M.Sc. BIOINFORMATICS	20
M.Sc. ENVIRONMENTAL SCIENCE	24

2020-21

Name of the programme	Number students eligible for degree
B.Sc.	458
B.C.A.	138
M.Sc. ZOOLOGY	22
M.Sc. PHYSIICS	16
M.Sc. CHEMISTRY	25
M.Sc. COMPUTER SOFTWARE	24
M.Sc. BOTANY	23
M.Sc. BIOINFORMATICS	22
M.Sc. ENVIRONMENTAL SCIENCE	24