



SHRI SHIVAJI SCIENCE COLLEGE, AMRAVATI

NAAC Accredited by Grade A+ with CGPA 3.42 (4th Cycle)
UGC awarded status of CPE (2nd Phase), NIRF Ranking 2022-
Rank Band 151 - 200 ISO 9001:2015 Certified.
Identified by DST, Govt. of India for FIST and Sant Gadge
Baba Amravati University as Lead College
Selected as DBT Star College (2023-2024): Strengthening
Component

Students Satisfaction Survey

2022-23

B.Sc. , B.C.A., B.VOC.(Forensic Science) and M.Sc Programs

Contents

FEEDBACK SUMMARY	2
Over all Students Satisfaction (B.Sc.)	3
Department wise Performance Score (B.Sc.)	5
BIOTECHNOLOGY	6
BOTANY	7
CHEMISTRY.....	8
COMPUTER SCIENCE	9
COMPUTER APPLICATION	10
ENVIRONMENTAL SCIENCE	11
GEOLOGY.....	12
LANGUAGES	13
MICROBIOLOGY.....	14
MATHEMATICS.....	15
PHYSICS	16
STATISTICS.....	17
ZOOLOGY.....	18
Over all Students Satisfaction (M.Sc.)	19
Department wise Performance Score (M.Sc.)	20
BIOINFORMATICS.....	21
BOTANY	22
CHEMISTRY.....	23
COMPUTER SOFTWARE	24
ENVIRONMENTAL SCIENCE	25
MICROBIOLOGY.....	26
MATHEMATICS.....	27
PHYSICS	28
ZOOLOGY.....	29
Performance Score (B.C.A.)	30
Performance Score (B.Voc. Forensic)	32
Committee’s Observations and Suggestions	34
Feedback on Facilities and Support Services	35

FEEDBACK SUMMARY

Shri Shivaji Science College, Amravati has conducted online Students' Satisfaction Survey to seek students' feedback on the academic activities conducted by the departments, teachers' quality, teaching, learning and evaluation methods adopted and the overall mentoring support to the students.

Students' responses were collected through the questionnaire of 22 questions. Out of these questions 1,2,3 and 4 are regarding the '**Teachers Quality**', questions 5,6,7,8 and 9 are regarding '**Students Learning Experience**' while question number 10 is to measure departments initiatives for organization of '**Outreach Activities**'. Similarly, responses to questions 11- 12 and 13-15 are used to evaluate effectiveness of students' '**Evaluation and Mentoring of students by the teachers**' respectively. Questions 17 and 18 were related to '**Promotion of Extracurricular and Skill Based Activities**' by the department while, questions 19, 20 and 21 are to know students' experience about the '**Implementation of CBCS Curriculum**'. Questions 22 is to seek '**Students' Overall Experience about the TLE Process**' run by the college. Question 23, an open ended question, is about general observation and suggestions from the students to improve quality processes of the college.

The collected feedback from the students is analysed program wise by the Feedback Committee. The performance score is calculated on four point scale (0-Poor, 1-Satisfactory, 2- Good, 3-Very Good and 4-Excellent). The minimum average and question wise target score is 3.5 for both B.Sc. and M.Sc. programs and 3.3 for both B.C.A. and B.Voc. programs. Through such analysis the teachers, the departments and the IQAC would be able to know the areas of concern so that the corrective measures can be initiated to enhance overall quality outcomes.

In this feedback report the committee's general observation and suggestions for further improvement is also appended.

Over all Students Satisfaction (B.Sc.)

STUDENTS' SATISFACTION SURVEY (SSS) 2022-23

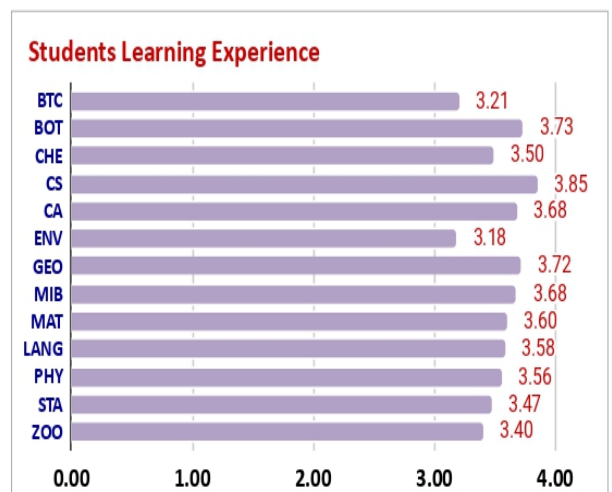
OVERALL ANALYSIS OF SSS (B.Sc. PROGRAM)

Total no. Enrolled Students	420	Average Score of the College	3.59
Total no. of Responces	199	Teachers Quality	3.61
Girls	136	Students Learning Experience	3.55
Boys	63	Outreach	3.62
First Year	60	Evaluation Process	3.71
Second Year	58	Mentoring	3.57
Last Year	81	Promotion of extracurricular and skill based activities	3.59
		Feedback on CBCS Curriculum	3.58
		Overall TL process	3.64

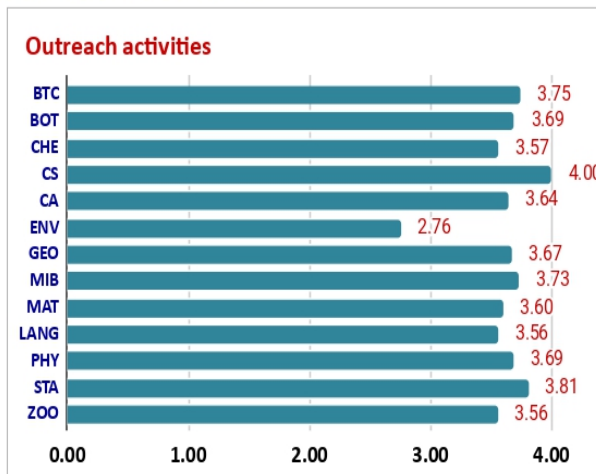
Students opinion about departmentwise teachers' quality



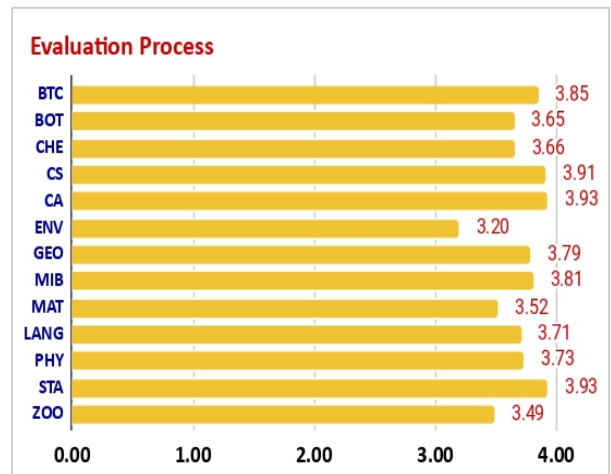
Students opinion about departmentwise teachers' quality



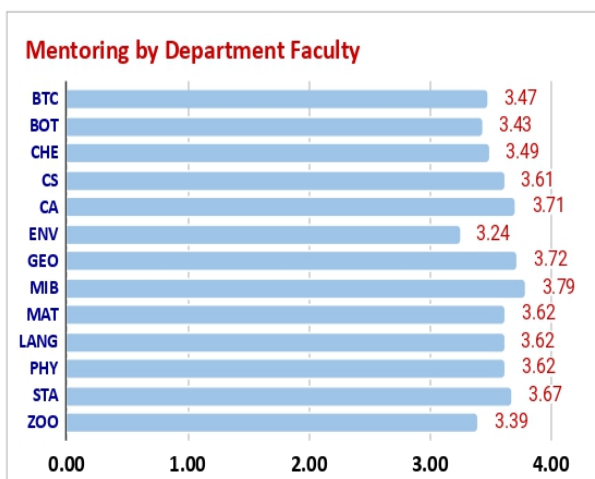
Students opinion about departmentwise outreach activities



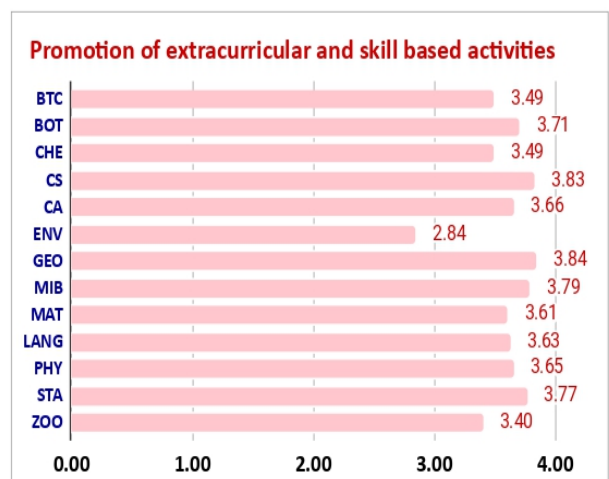
Students opinion about departmentwise evaluation process



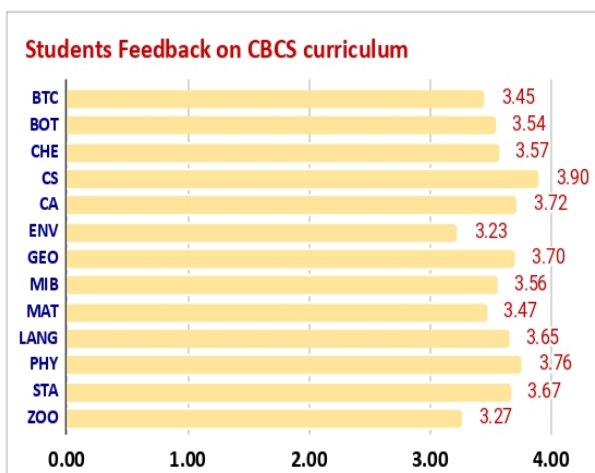
Students opinion about mentoring by department faculty



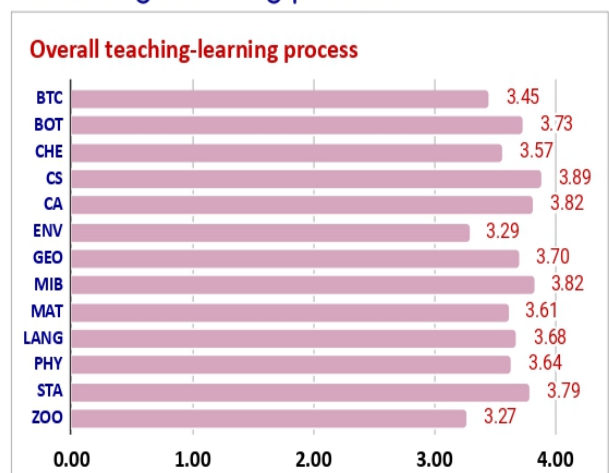
Students opinion about Promotion of extracurricular and skill based activities



Students opinion about CBCS Curriculum



Students opinion about overall teaching-learning process

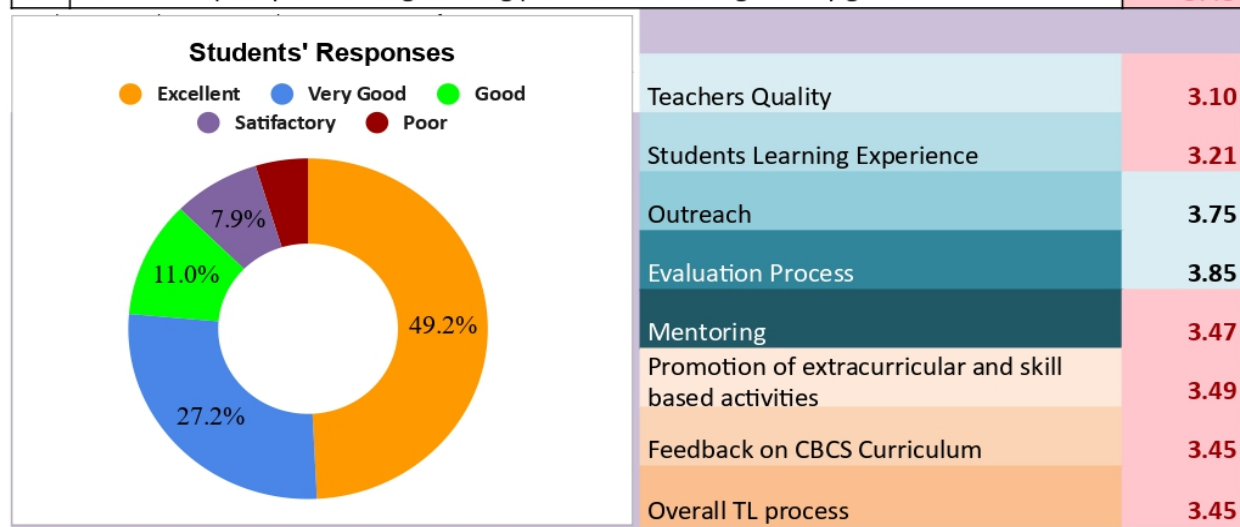




Department wise Performance Score (B.Sc.)

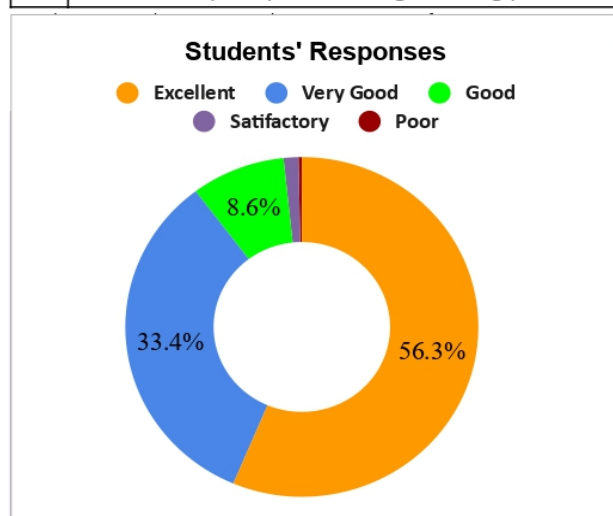
BIOTECHNOLOGY

STUDENTS' SATISFACTION SURVEY (SSS) 2022-23			
DEPARTMENT :	BIOTECHNOLOGY	PROGRAMME :	UG
No. of students participated	11	Average Student Satisfaction Score :	3.39
1	How much of the syllabus was covered in the class room teaching?		3.05
2	How well did the teachers prepare for the classes?		3.16
3	How well were the teachers able to communicate?		3.27
4	The teacher's approach to teaching can best be described as		2.91
5	The department/ teachers use student centric methods, such as experiential learning, participative learning, and problem-solving methodologies(such as study tours/field		3.16
6	Teachers inform you about expected course outcomes and program outcomes.		3.42
7	The teachers illustrate the concepts through examples and applications.		3.42
8	What percentage of teachers use ICT tools such as LCD projector, Multimedia, etc. while teaching.		2.73
9	How do you rate your experience of experimental learning during laboratory sessions?		3.31
10	The College/Department/faculty provides opportunities to participate in Extension and Outreach Activities.		3.75
11	Fairness of the internal evaluation process by the teachers.		3.96
12	Was your performance in assignments discussed with you?		3.75
13	Teachers are able to identify your weaknesses and help you to overcome them.		3.38
14	The teaching and mentoring process through GT scheme in the college facilitates you in cognitive, social and emotional growth.		3.56
15	Your guardian teacher does a necessary follow-up through personal contact or meetings.		3.53
16	The teachers identify your strengths and encourage you with providing right level of challenges.		3.42
17	Teachers encourage you to participate in co-curricular and extracurricular activities.		3.42
18	Efforts are made by the college/ teachers to inculcate soft skills, life skills and employability skills to make you ready for the world of work.		3.56
19	The subject curriculum has a good balance between theory and practicals.		3.67
20	The curriculum benefited me to develop subject knowledge and skills.		3.38
21	The Implementation of the CBCS pattern in the Curriculum offers to broaden the horizons of education for students much more.		3.31
22	The overall quality of teaching-learning process in the college is very good.		3.45



BOTANY

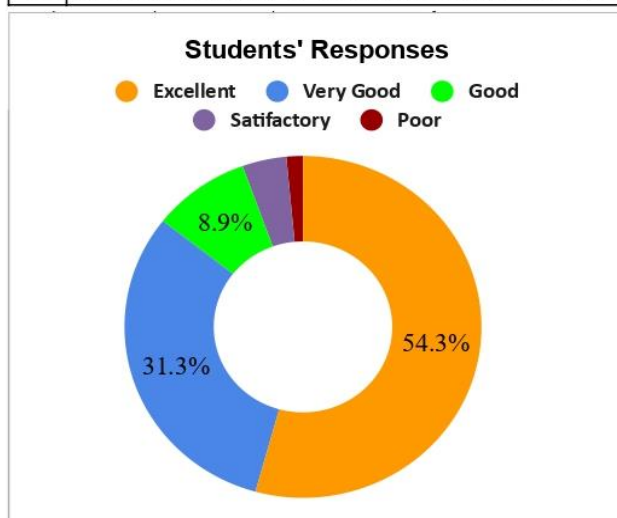
STUDENTS' SATISFACTION SURVEY (SSS) 2022-23				
DEPARTMENT :	BOTANY		PROGRAMME :	UG
No. of students participated	30	Average Student Satisfaction Score :	3.65	
1	How much of the syllabus was covered in the class room teaching?			3.72
2	How well did the teachers prepare for the classes?			3.85
3	How well were the teachers able to communicate?			3.89
4	The teacher's approach to teaching can best be described as			3.67
5	The department/ teachers use student centric methods, such as experiential learning, participative learning, and problem-solving methodologies(such as study tours/field			3.83
6	Teachers inform you about expected course outcomes and program outcomes.			3.88
7	The teachers illustrate the concepts through examples and applications.			3.81
8	What percentage of teachers use ICT tools such as LCD projector, Multimedia, etc. while teaching.			3.51
9	How do you rate your experience of experimental learning during laboratory sessions?			3.64
10	The College/Department/faculty provides opportunities to participate in Extension and Outreach Activities.			3.69
11	Fairness of the internal evaluation process by the teachers.			3.72
12	Was your performance in assignments discussed with you?			3.59
13	Teachers are able to identify your weaknesses and help you to overcome them.			3.24
14	The teaching and mentoring process through GT scheme in the college facilitates you in cognitive, social and emotional growth.			3.49
15	Your guardian teacher does a necessary follow-up through personal contact or meetings.			3.56
16	The teachers identify your strengths and encourage you with providing right level of challenges.			3.43
17	Teachers encourage you to participate in co-curricular and extracurricular activities.			3.77
18	Efforts are made by the college/ teachers to inculcate soft skills, life skills and employability skills to make you ready for the world of work.			3.64
19	The subject curriculum has a good balance between theory and practicals.			3.72
20	The curriculum benefited me to develop subject knowledge and skills.			3.67
21	The Implementation of the CBCS pattern in the Curriculum offers to broaden the horizons of education for students much more.			3.24
22	The overall quality of teaching-learning process in the college is very good.			3.73



Teachers Quality	3.78
Students Learning Experience	3.73
Outreach	3.69
Evaluation Process	3.65
Mentoring	3.43
Promotion of extracurricular and skill based activities	3.71
Feedback on CBCS Curriculum	3.54
Overall TL process	3.73

CHEMISTRY

STUDENTS' SATISFACTION SURVEY (SSS) 2022-23			
DEPARTMENT :	CHEMISTRY	PROGRAMME :	UG
No. of students participated	48	Average Student Satisfaction Score :	3.56
1	How much of the syllabus was covered in the class room teaching?		3.85
2	How well did the teachers prepare for the classes?		3.80
3	How well were the teachers able to communicate?		3.53
4	The teacher's approach to teaching can best be described as		3.63
5	The department/ teachers use student centric methods, such as experiential learning, participative learning, and problem-solving methodologies(such as study tours/field		3.60
6	Teachers inform you about expected course outcomes and program outcomes.		3.63
7	The teachers illustrate the concepts through examples and applications.		3.68
8	What percentage of teachers use ICT tools such as LCD projector, Multimedia, etc. while teaching.		2.95
9	How do you rate your experience of experimental learning during laboratory sessions?		3.63
10	The College/Department/faculty provides opportunities to participate in Extension and Outreach Activities.		3.57
11	Fairness of the internal evaluation process by the teachers.		3.81
12	Was your performance in assignments discussed with you?		3.51
13	Teachers are able to identify your weaknesses and help you to overcome them.		3.30
14	The teaching and mentoring process through GT scheme in the college facilitates you in cognitive, social and emotional growth.		3.50
15	Your guardian teacher does a necessary follow-up through personal contact or meetings.		3.68
16	The teachers identify your strengths and encourage you with providing right level of challenges.		3.48
17	Teachers encourage you to participate in co-curricular and extracurricular activities.		3.58
18	Efforts are made by the college/ teachers to inculcate soft skills, life skills and employability skills to make you ready for the world of work.		3.40
19	The subject curriculum has a good balance between theory and practicals.		3.61
20	The curriculum benefited me to develop subject knowledge and skills.		3.61
21	The Implementation of the CBCS pattern in the Curriculum offers to broaden the horizons of education for students much more.		3.49
22	The overall quality of teaching-learning process in the college is very good.		3.57



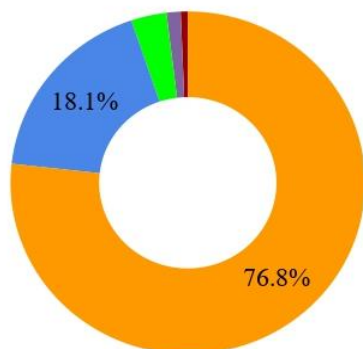
Teachers Quality	3.70
Students Learning Experience	3.50
Outreach	3.57
Evaluation Process	3.66
Mentoring	3.49
Promotion of extracurricular and skill based activities	3.49
Feedback on CBCS Curriculum	3.57
Overall TL process	3.57

COMPUTER SCIENCE

STUDENTS' SATISFACTION SURVEY (SSS) 2022-23			
DEPARTMENT :	COMPUTER SCIENCE	PROGRAMME :	UG
No. of students participated	7	Average Student Satisfaction Score :	3.82
1	How much of the syllabus was covered in the class room teaching?		3.89
2	How well did the teachers prepare for the classes?		3.83
3	How well were the teachers able to communicate?		3.94
4	The teacher's approach to teaching can best be described as		3.60
5	The department/ teachers use student centric methods, such as experiential learning, participative learning, and problem-solving methodologies(such as study tours/field		3.94
6	Teachers inform you about expected course outcomes and program outcomes.		3.94
7	The teachers illustrate the concepts through examples and applications.		4.00
8	What percentage of teachers use ICT tools such as LCD projector, Multimedia, etc. while teaching.		3.89
9	How do you rate your experience of experimental learning during laboratory sessions?		3.49
10	The College/Department/faculty provides opportunities to participate in Extension and Outreach Activities.		4.00
11	Fairness of the internal evaluation process by the teachers.		4.00
12	Was your performance in assignments discussed with you?		3.83
13	Teachers are able to identify your weaknesses and help you to overcome them.		3.94
14	The teaching and mentoring process through GT scheme in the college facilitates you in cognitive, social and emotional growth.		3.37
15	Your guardian teacher does a necessary follow-up through personal contact or meetings.		3.20
16	The teachers identify your strengths and encourage you with providing right level of challenges.		3.94
17	Teachers encourage you to participate in co-curricular and extracurricular activities.		4.00
18	Efforts are made by the college/ teachers to inculcate soft skills, life skills and employability skills to make you ready for the world of work.		3.66
19	The subject curriculum has a good balance between theory and practicals.		4.00
20	The curriculum benefited me to develop subject knowledge and skills.		3.94
21	The Implementation of the CBCS pattern in the Curriculum offers to broaden the horizons of education for students much more.		3.77
22	The overall quality of teaching-learning process in the college is very good.		3.89

Students' Responses

● Excellent ● Very Good ● Good
● Satisfactory ● Poor



Teachers Quality	3.81
Students Learning Experience	3.85
Outreach	4.00
Evaluation Process	3.91
Mentoring	3.61
Promotion of extracurricular and skill based activities	3.83
Feedback on CBCS Curriculum	3.90
Overall TL process	3.89

COMPUTER APPLICATION

STUDENTS' SATISFACTION SURVEY (SSS) 2022-23			
DEPARTMENT :	COMPUTER APPLICATION	PROGRAMME :	UG
No. of students participated	29	Average Student Satisfaction Score :	3.74
1	How much of the syllabus was covered in the class room teaching?		3.79
2	How well did the teachers prepare for the classes?		3.90
3	How well were the teachers able to communicate?		3.79
4	The teacher's approach to teaching can best be described as		3.77
5	The department/ teachers use student centric methods, such as experiential learning, participative learning, and problem-solving methodologies(such as study tours/field		3.63
6	Teachers inform you about expected course outcomes and program outcomes.		3.85
7	The teachers illustrate the concepts through examples and applications.		3.75
8	What percentage of teachers use ICT tools such as LCD projector, Multimedia, etc. while teaching.		3.48
9	How do you rate your experience of experimental learning during laboratory sessions?		3.71
10	The College/Department/faculty provides opportunities to participate in Extension and Outreach Activities.		3.64
11	Fairness of the internal evaluation process by the teachers.		3.89
12	Was your performance in assignments discussed with you?		3.97
13	Teachers are able to identify your weaknesses and help you to overcome them.		3.66
14	The teaching and mentoring process through GT scheme in the college facilitates you in cognitive, social and emotional growth.		3.68
15	Your guardian teacher does a necessary follow-up through personal contact or meetings.		3.86
16	The teachers identify your strengths and encourage you with providing right level of challenges.		3.63
17	Teachers encourage you to participate in co-curricular and extracurricular activities.		3.56
18	Efforts are made by the college/ teachers to inculcate soft skills, life skills and employability skills to make you ready for the world of work.		3.75
19	The subject curriculum has a good balance between theory and practicals.		3.68
20	The curriculum benefited me to develop subject knowledge and skills.		3.66
21	The Implementation of the CBCS pattern in the Curriculum offers to broaden the horizons of education for students much more.		3.82
22	The overall quality of teaching-learning process in the college is very good.		3.82

Students' Responses																	
<p>Legend: Excellent (Orange), Very Good (Blue), Good (Green), Satisfactory (Purple), Poor (Red)</p>	<table border="1"> <tbody> <tr><td>Teachers Quality</td><td>3.81</td></tr> <tr><td>Students Learning Experience</td><td>3.68</td></tr> <tr><td>Outreach</td><td>3.64</td></tr> <tr><td>Evaluation Process</td><td>3.93</td></tr> <tr><td>Mentoring</td><td>3.71</td></tr> <tr><td>Promotion of extracurricular and skill based activities</td><td>3.66</td></tr> <tr><td>Feedback on CBCS Curriculum</td><td>3.72</td></tr> <tr><td>Overall TL process</td><td>3.82</td></tr> </tbody> </table>	Teachers Quality	3.81	Students Learning Experience	3.68	Outreach	3.64	Evaluation Process	3.93	Mentoring	3.71	Promotion of extracurricular and skill based activities	3.66	Feedback on CBCS Curriculum	3.72	Overall TL process	3.82
Teachers Quality	3.81																
Students Learning Experience	3.68																
Outreach	3.64																
Evaluation Process	3.93																
Mentoring	3.71																
Promotion of extracurricular and skill based activities	3.66																
Feedback on CBCS Curriculum	3.72																
Overall TL process	3.82																

ENVIRONMENTAL SCIENCE

STUDENTS' SATISFACTION SURVEY (SSS) 2022-23			
DEPARTMENT :	ENVIRONMENTAL SCIENCE	PROGRAMME :	UG
No. of students participated	9	Average Student Satisfaction Score :	3.17
1	How much of the syllabus was covered in the class room teaching?		3.96
2	How well did the teachers prepare for the classes?		3.24
3	How well were the teachers able to communicate?		3.07
4	The teacher's approach to teaching can best be described as		2.76
5	The department/ teachers use student centric methods, such as experiential learning, participative learning, and problem-solving methodologies(such as study tours/field		3.33
6	Teachers inform you about expected course outcomes and program outcomes.		3.42
7	The teachers illustrate the concepts through examples and applications.		3.16
8	What percentage of teachers use ICT tools such as LCD projector, Multimedia, etc. while teaching.		3.02
9	How do you rate your experience of experimental learning during laboratory sessions?		2.98
10	The College/Department/faculty provides opportunities to participate in Extension and Outreach Activities.		2.76
11	Fairness of the internal evaluation process by the teachers.		2.89
12	Was your performance in assignments discussed with you?		3.51
13	Teachers are able to identify your weaknesses and help you to overcome them.		3.24
14	The teaching and mentoring process through GT scheme in the college facilitates you in cognitive, social and emotional growth.		3.29
15	Your guardian teacher does a necessary follow-up through personal contact or meetings.		3.29
16	The teachers identify your strengths and encourage you with providing right level of challenges.		3.16
17	Teachers encourage you to participate in co-curricular and extracurricular activities.		2.76
18	Efforts are made by the college/ teachers to inculcate soft skills, life skills and employability skills to make you ready for the world of work.		2.93
19	The subject curriculum has a good balance between theory and practicals.		3.07
20	The curriculum benefited me to develop subject knowledge and skills.		3.29
21	The Implementation of the CBCS pattern in the Curriculum offers to broaden the horizons of education for students much more.		3.33
22	The overall quality of teaching-learning process in the college is very good.		3.29

Students' Responses																	
<p> ● Excellent ● Very Good ● Good ● Satisfactory ● Poor </p>	<table border="1"> <tbody> <tr><td>Teachers Quality</td><td>3.26</td></tr> <tr><td>Students Learning Experience</td><td>3.18</td></tr> <tr><td>Outreach</td><td>2.76</td></tr> <tr><td>Evaluation Process</td><td>3.20</td></tr> <tr><td>Mentoring</td><td>3.24</td></tr> <tr><td>Promotion of extracurricular and skill based activities</td><td>2.84</td></tr> <tr><td>Feedback on CBCS Curriculum</td><td>3.23</td></tr> <tr><td>Overall TL process</td><td>3.29</td></tr> </tbody> </table>	Teachers Quality	3.26	Students Learning Experience	3.18	Outreach	2.76	Evaluation Process	3.20	Mentoring	3.24	Promotion of extracurricular and skill based activities	2.84	Feedback on CBCS Curriculum	3.23	Overall TL process	3.29
Teachers Quality	3.26																
Students Learning Experience	3.18																
Outreach	2.76																
Evaluation Process	3.20																
Mentoring	3.24																
Promotion of extracurricular and skill based activities	2.84																
Feedback on CBCS Curriculum	3.23																
Overall TL process	3.29																

GEOLOGY

STUDENTS' SATISFACTION SURVEY (SSS) 2022-23			
DEPARTMENT :	GEOLOGY	PROGRAMME :	UG
No. of students participated	50	Average Student Satisfaction Score :	3.75
1	How much of the syllabus was covered in the class room teaching?		3.83
2	How well did the teachers prepare for the classes?		3.78
3	How well were the teachers able to communicate?		3.79
4	The teacher's approach to teaching can best be described as		3.85
5	The department/ teachers use student centric methods, such as experiential learning, participative learning, and problem-solving methodologies(such as study tours/field		3.86
6	Teachers inform you about expected course outcomes and program outcomes.		3.84
7	The teachers illustrate the concepts through examples and applications.		3.86
8	What percentage of teachers use ICT tools such as LCD projector, Multimedia, etc. while teaching.		3.34
9	How do you rate your experience of experimental learning during laboratory sessions?		3.68
10	The College/Department/faculty provides opportunities to participate in Extension and Outreach Activities.		3.67
11	Fairness of the internal evaluation process by the teachers.		3.80
12	Was your performance in assignments discussed with you?		3.78
13	Teachers are able to identify your weaknesses and help you to overcome them.		3.79
14	The teaching and mentoring process through GT scheme in the college facilitates you in cognitive, social and emotional growth.		3.65
15	Your guardian teacher does a necessary follow-up through personal contact or meetings.		3.74
16	The teachers identify your strengths and encourage you with providing right level of challenges.		3.70
17	Teachers encourage you to participate in co-curricular and extracurricular activities.		3.86
18	Efforts are made by the college/ teachers to inculcate soft skills, life skills and employability skills to make you ready for the world of work.		3.83
19	The subject curriculum has a good balance between theory and practicals.		3.75
20	The curriculum benefited me to develop subject knowledge and skills.		3.78
21	The Implementation of the CBCS pattern in the Curriculum offers to broaden the horizons of education for students much more.		3.57
22	The overall quality of teaching-learning process in the college is very good.		3.70

Students' Responses																	
<p>Legend: Excellent (Orange), Very Good (Blue), Good (Green), Satisfactory (Purple), Poor (Red)</p>	<table border="1"> <tbody> <tr><td>Teachers Quality</td><td>3.81</td></tr> <tr><td>Students Learning Experience</td><td>3.72</td></tr> <tr><td>Outreach</td><td>3.67</td></tr> <tr><td>Evaluation Process</td><td>3.79</td></tr> <tr><td>Mentoring</td><td>3.72</td></tr> <tr><td>Promotion of extracurricular and skill based activities</td><td>3.84</td></tr> <tr><td>Feedback on CBCS Curriculum</td><td>3.70</td></tr> <tr><td>Overall TL process</td><td>3.70</td></tr> </tbody> </table>	Teachers Quality	3.81	Students Learning Experience	3.72	Outreach	3.67	Evaluation Process	3.79	Mentoring	3.72	Promotion of extracurricular and skill based activities	3.84	Feedback on CBCS Curriculum	3.70	Overall TL process	3.70
Teachers Quality	3.81																
Students Learning Experience	3.72																
Outreach	3.67																
Evaluation Process	3.79																
Mentoring	3.72																
Promotion of extracurricular and skill based activities	3.84																
Feedback on CBCS Curriculum	3.70																
Overall TL process	3.70																

LANGUAGES

STUDENTS' SATISFACTION SURVEY (SSS) 2022-23			
DEPARTMENT :	LANGUAGES	PROGRAMME :	UG
No. of students participated	60	Average Student Satisfaction Score :	3.63
1	How much of the syllabus was covered in the class room teaching?		3.75
2	How well did the teachers prepare for the classes?		3.72
3	How well were the teachers able to communicate?		3.67
4	The teacher's approach to teaching can best be described as		3.55
5	The department/ teachers use student centric methods, such as experiential learning, participative learning, and problem-solving methodologies(such as study tours/field		3.71
6	Teachers inform you about expected course outcomes and program outcomes.		3.79
7	The teachers illustrate the concepts through examples and applications.		3.72
8	What percentage of teachers use ICT tools such as LCD projector, Multimedia, etc. while teaching.		3.07
9	How do you rate your experience of experimental learning during laboratory sessions?		3.62
10	The College/Department/faculty provides opportunities to participate in Extension and Outreach Activities.		3.56
11	Fairness of the internal evaluation process by the teachers.		3.74
12	Was your performance in assignments discussed with you?		3.68
13	Teachers are able to identify your weaknesses and help you to overcome them.		3.67
14	The teaching and mentoring process through GT scheme in the college facilitates you in cognitive, social and emotional growth.		3.63
15	Your guardian teacher does a necessary follow-up through personal contact or meetings.		3.66
16	The teachers identify your strengths and encourage you with providing right level of challenges.		3.49
17	Teachers encourage you to participate in co-curricular and extracurricular activities.		3.61
18	Efforts are made by the college/ teachers to inculcate soft skills, life skills and employability skills to make you ready for the world of work.		3.65
19	The subject curriculum has a good balance between theory and practicals.		3.61
20	The curriculum benefited me to develop subject knowledge and skills.		3.74
21	The Implementation of the CBCS pattern in the Curriculum offers to broaden the horizons of education for students much more.		3.61
22	The overall quality of teaching-learning process in the college is very good.		3.68

Students' Responses																	
<p>Legend: Excellent (Orange), Very Good (Blue), Good (Green), Satisfactory (Purple), Poor (Red)</p>	<table border="1"> <tbody> <tr><td>Teachers Quality</td><td>3.67</td></tr> <tr><td>Students Learning Experience</td><td>3.58</td></tr> <tr><td>Outreach</td><td>3.56</td></tr> <tr><td>Evaluation Process</td><td>3.71</td></tr> <tr><td>Mentoring</td><td>3.62</td></tr> <tr><td>Promotion of extracurricular and skill based activities</td><td>3.63</td></tr> <tr><td>Feedback on CBCS Curriculum</td><td>3.65</td></tr> <tr><td>Overall TL process</td><td>3.68</td></tr> </tbody> </table>	Teachers Quality	3.67	Students Learning Experience	3.58	Outreach	3.56	Evaluation Process	3.71	Mentoring	3.62	Promotion of extracurricular and skill based activities	3.63	Feedback on CBCS Curriculum	3.65	Overall TL process	3.68
Teachers Quality	3.67																
Students Learning Experience	3.58																
Outreach	3.56																
Evaluation Process	3.71																
Mentoring	3.62																
Promotion of extracurricular and skill based activities	3.63																
Feedback on CBCS Curriculum	3.65																
Overall TL process	3.68																

MICROBIOLOGY

STUDENTS' SATISFACTION SURVEY (SSS) 2022-23			
DEPARTMENT :	MICROBIOLOGY	PROGRAMME :	UG
No. of students participated	18	Average Student Satisfaction Score :	3.72
1	How much of the syllabus was covered in the class room teaching?		3.78
2	How well did the teachers prepare for the classes?		3.62
3	How well were the teachers able to communicate?		3.78
4	The teacher's approach to teaching can best be described as		3.73
5	The department/ teachers use student centric methods, such as experiential learning, participative learning, and problem-solving methodologies(such as study tours/field		3.84
6	Teachers inform you about expected course outcomes and program outcomes.		3.80
7	The teachers illustrate the concepts through examples and applications.		3.71
8	What percentage of teachers use ICT tools such as LCD projector, Multimedia, etc. while teaching.		3.40
9	How do you rate your experience of experimental learning during laboratory sessions?		3.64
10	The College/Department/faculty provides opportunities to participate in Extension and Outreach Activities.		3.73
11	Fairness of the internal evaluation process by the teachers.		3.87
12	Was your performance in assignments discussed with you?		3.76
13	Teachers are able to identify your weaknesses and help you to overcome them.		3.73
14	The teaching and mentoring process through GT scheme in the college facilitates you in cognitive, social and emotional growth.		3.84
15	Your guardian teacher does a necessary follow-up through personal contact or meetings.		3.89
16	The teachers identify your strengths and encourage you with providing right level of challenges.		3.69
17	Teachers encourage you to participate in co-curricular and extracurricular activities.		3.78
18	Efforts are made by the college/ teachers to inculcate soft skills, life skills and employability skills to make you ready for the world of work.		3.80
19	The subject curriculum has a good balance between theory and practicals.		3.42
20	The curriculum benefited me to develop subject knowledge and skills.		3.73
21	The Implementation of the CBCS pattern in the Curriculum offers to broaden the horizons of education for students much more.		3.51
22	The overall quality of teaching-learning process in the college is very good.		3.82

Students' Responses	
Category	Score
Teachers Quality	3.73
Students Learning Experience	3.68
Outreach	3.73
Evaluation Process	3.81
Mentoring	3.79
Promotion of extracurricular and skill based activities	3.79
Feedback on CBCS Curriculum	3.56
Overall TL process	3.82

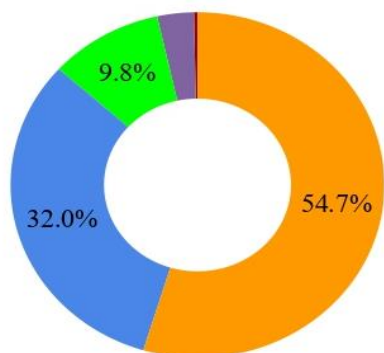
Students' Responses	
Response	Percentage
Excellent	89.4%
Good	7.2%
Satisfactory	
Poor	

MATHEMATICS

STUDENTS' SATISFACTION SURVEY (SSS) 2022-23			
DEPARTMENT :	MATHEMATICS	PROGRAMME :	UG
No. of students participated	23	Average Student Satisfaction Score :	3.57
1	How much of the syllabus was covered in the class room teaching?		3.65
2	How well did the teachers prepare for the classes?		3.44
3	How well were the teachers able to communicate?		3.55
4	The teacher's approach to teaching can best be described as		3.59
5	The department/ teachers use student centric methods, such as experiential learning, participative learning, and problem-solving methodologies(such as study tours/field		3.77
6	Teachers inform you about expected course outcomes and program outcomes.		3.68
7	The teachers illustrate the concepts through examples and applications.		3.67
8	What percentage of teachers use ICT tools such as LCD projector, Multimedia, etc. while teaching.		3.24
9	How do you rate your experience of experimental learning during laboratory sessions?		3.64
10	The College/Department/faculty provides opportunities to participate in Extension and Outreach Activities.		3.60
11	Fairness of the internal evaluation process by the teachers.		3.52
12	Was your performance in assignments discussed with you?		3.52
13	Teachers are able to identify your weaknesses and help you to overcome them.		3.56
14	The teaching and mentoring process through GT scheme in the college facilitates you in cognitive, social and emotional growth.		3.57
15	Your guardian teacher does a necessary follow-up through personal contact or meetings.		3.68
16	The teachers identify your strengths and encourage you with providing right level of challenges.		3.68
17	Teachers encourage you to participate in co-curricular and extracurricular activities.		3.63
18	Efforts are made by the college/ teachers to inculcate soft skills, life skills and employability skills to make you ready for the world of work.		3.59
19	The subject curriculum has a good balance between theory and practicals.		3.44
20	The curriculum benefited me to develop subject knowledge and skills.		3.37
21	The Implementation of the CBCS pattern in the Curriculum offers to broaden the horizons of education for students much more.		3.60
22	The overall quality of teaching-learning process in the college is very good.		3.61

Students' Responses

● Excellent ● Very Good ● Good
● Satisfactory ● Poor



Teachers Quality	3.56
Students Learning Experience	3.60
Outreach	3.60
Evaluation Process	3.52
Mentoring	3.62
Promotion of extracurricular and skill based activities	3.61
Feedback on CBCS Curriculum	3.47
Overall TL process	3.61

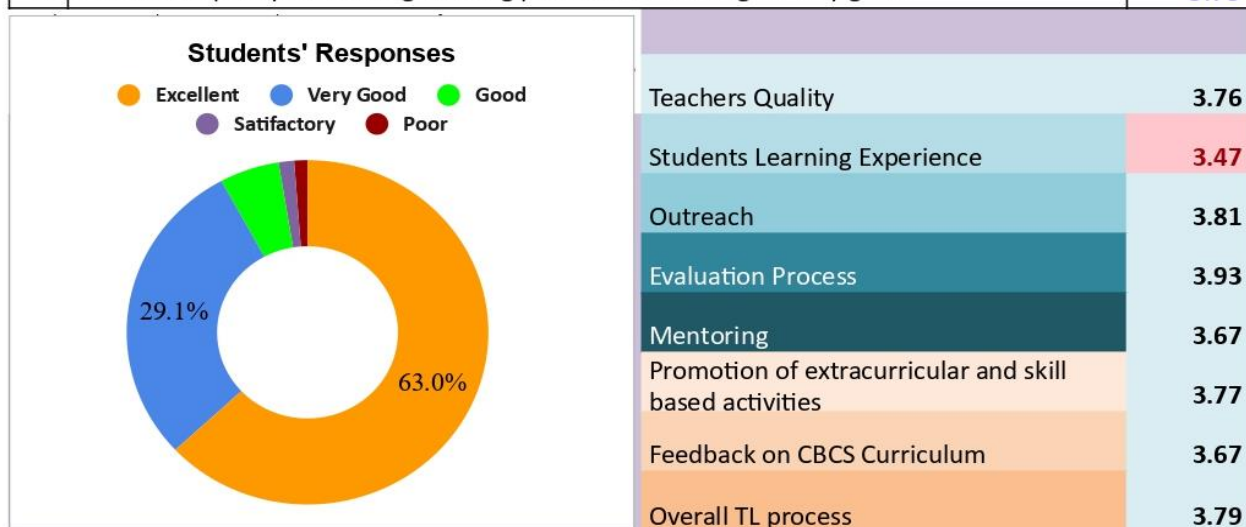
PHYSICS

STUDENTS' SATISFACTION SURVEY (SSS) 2022-23			
DEPARTMENT :	PHYSICS	PROGRAMME :	UG
No. of students participated	42	Average Student Satisfaction Score :	3.65
1	How much of the syllabus was covered in the class room teaching?		3.90
2	How well did the teachers prepare for the classes?		3.72
3	How well were the teachers able to communicate?		3.55
4	The teacher's approach to teaching can best be described as		3.56
5	The department/ teachers use student centric methods, such as experiential learning, participative learning, and problem-solving methodologies(such as study tours/field		3.55
6	Teachers inform you about expected course outcomes and program outcomes.		3.63
7	The teachers illustrate the concepts through examples and applications.		3.70
8	What percentage of teachers use ICT tools such as LCD projector, Multimedia, etc. while teaching.		3.40
9	How do you rate your experience of experimental learning during laboratory sessions?		3.51
10	The College/Department/faculty provides opportunities to participate in Extension and Outreach Activities.		3.69
11	Fairness of the internal evaluation process by the teachers.		3.82
12	Was your performance in assignments discussed with you?		3.65
13	Teachers are able to identify your weaknesses and help you to overcome them.		3.50
14	The teaching and mentoring process through GT scheme in the college facilitates you in cognitive, social and emotional growth.		3.65
15	Your guardian teacher does a necessary follow-up through personal contact or meetings.		3.75
16	The teachers identify your strengths and encourage you with providing right level of challenges.		3.58
17	Teachers encourage you to participate in co-curricular and extracurricular activities.		3.59
18	Efforts are made by the college/ teachers to inculcate soft skills, life skills and employability skills to make you ready for the world of work.		3.71
19	The subject curriculum has a good balance between theory and practicals.		3.80
20	The curriculum benefited me to develop subject knowledge and skills.		3.80
21	The Implementation of the CBCS pattern in the Curriculum offers to broaden the horizons of education for students much more.		3.69
22	The overall quality of teaching-learning process in the college is very good.		3.64

Students' Responses																	
<p> ● Excellent ● Very Good ● Good ● Satisfactory ● Poor </p>	<table border="1"> <tbody> <tr><td>Teachers Quality</td><td>3.68</td></tr> <tr><td>Students Learning Experience</td><td>3.56</td></tr> <tr><td>Outreach</td><td>3.69</td></tr> <tr><td>Evaluation Process</td><td>3.73</td></tr> <tr><td>Mentoring</td><td>3.62</td></tr> <tr><td>Promotion of extracurricular and skill based activities</td><td>3.65</td></tr> <tr><td>Feedback on CBCS Curriculum</td><td>3.76</td></tr> <tr><td>Overall TL process</td><td>3.64</td></tr> </tbody> </table>	Teachers Quality	3.68	Students Learning Experience	3.56	Outreach	3.69	Evaluation Process	3.73	Mentoring	3.62	Promotion of extracurricular and skill based activities	3.65	Feedback on CBCS Curriculum	3.76	Overall TL process	3.64
Teachers Quality	3.68																
Students Learning Experience	3.56																
Outreach	3.69																
Evaluation Process	3.73																
Mentoring	3.62																
Promotion of extracurricular and skill based activities	3.65																
Feedback on CBCS Curriculum	3.76																
Overall TL process	3.64																

STATISTICS

STUDENTS' SATISFACTION SURVEY (SSS) 2022-23			
DEPARTMENT :	STATISTICS	PROGRAMME :	UG
No. of students participated	23	Average Student Satisfaction Score :	3.69
1	How much of the syllabus was covered in the class room teaching?		3.63
2	How well did the teachers prepare for the classes?		3.69
3	How well were the teachers able to communicate?		3.91
4	The teacher's approach to teaching can best be described as		3.79
5	The department/ teachers use student centric methods, such as experiential learning, participative learning, and problem-solving methodologies(such as study tours/field		3.74
6	Teachers inform you about expected course outcomes and program outcomes.		3.84
7	The teachers illustrate the concepts through examples and applications.		3.88
8	What percentage of teachers use ICT tools such as LCD projector, Multimedia, etc. while teaching.		2.77
9	How do you rate your experience of experimental learning during laboratory sessions?		3.13
10	The College/Department/faculty provides opportunities to participate in Extension and Outreach Activities.		3.81
11	Fairness of the internal evaluation process by the teachers.		3.88
12	Was your performance in assignments discussed with you?		3.98
13	Teachers are able to identify your weaknesses and help you to overcome them.		3.70
14	The teaching and mentoring process through GT scheme in the college facilitates you in cognitive, social and emotional growth.		3.60
15	Your guardian teacher does a necessary follow-up through personal contact or meetings.		3.72
16	The teachers identify your strengths and encourage you with providing right level of challenges.		3.67
17	Teachers encourage you to participate in co-curricular and extracurricular activities.		3.81
18	Efforts are made by the college/ teachers to inculcate soft skills, life skills and employability skills to make you ready for the world of work.		3.72
19	The subject curriculum has a good balance between theory and practicals.		3.83
20	The curriculum benefited me to develop subject knowledge and skills.		3.69
21	The Implementation of the CBCS pattern in the Curriculum offers to broaden the horizons of education for students much more.		3.50
22	The overall quality of teaching-learning process in the college is very good.		3.79

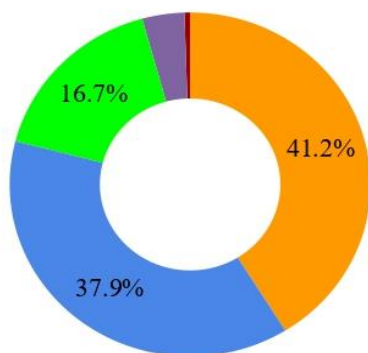


ZOOLOGY

STUDENTS' SATISFACTION SURVEY (SSS) 2022-23			
DEPARTMENT :	ZOOLOGY	PROGRAMME :	UG
No. of students participated	18	Average Student Satisfaction Score :	3.37
1	How much of the syllabus was covered in the class room teaching?		3.36
2	How well did the teachers prepare for the classes?		3.64
3	How well were the teachers able to communicate?		3.24
4	The teacher's approach to teaching can best be described as		2.98
5	The department/ teachers use student centric methods, such as experiential learning, participative learning, and problem-solving methodologies(such as study tours/field		3.44
6	Teachers inform you about expected course outcomes and program outcomes.		3.49
7	The teachers illustrate the concepts through examples and applications.		3.33
8	What percentage of teachers use ICT tools such as LCD projector, Multimedia, etc. while teaching.		3.29
9	How do you rate your experience of experimental learning during laboratory sessions?		3.47
10	The College/Department/faculty provides opportunities to participate in Extension and Outreach Activities.		3.56
11	Fairness of the internal evaluation process by the teachers.		3.67
12	Was your performance in assignments discussed with you?		3.31
13	Teachers are able to identify your weaknesses and help you to overcome them.		2.96
14	The teaching and mentoring process through GT scheme in the college facilitates you in cognitive, social and emotional growth.		3.73
15	Your guardian teacher does a necessary follow-up through personal contact or meetings.		3.69
16	The teachers identify your strengths and encourage you with providing right level of challenges.		3.20
17	Teachers encourage you to participate in co-curricular and extracurricular activities.		3.51
18	Efforts are made by the college/ teachers to inculcate soft skills, life skills and employability skills to make you ready for the world of work.		3.29
19	The subject curriculum has a good balance between theory and practicals.		3.42
20	The curriculum benefited me to develop subject knowledge and skills.		3.40
21	The Implementation of the CBCS pattern in the Curriculum offers to broaden the horizons of education for students much more.		2.98
22	The overall quality of teaching-learning process in the college is very good.		3.27

Students' Responses

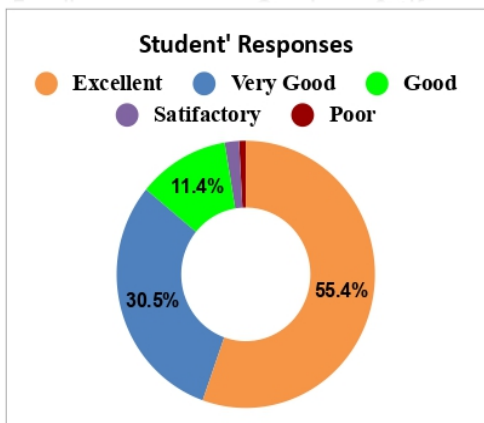
● Excellent ● Very Good ● Good
● Satisfactory ● Poor



Teachers Quality	3.31
Students Learning Experience	3.40
Outreach	3.56
Evaluation Process	3.49
Mentoring	3.39
Promotion of extracurricular and skill based activities	3.40
Feedback on CBCS Curriculum	3.27
Overall TL process	3.27

Over all Students Satisfaction (M.Sc.)

STUDENTS' SATISFACTION SURVEY			
DEPARTMENT :	OVERALL	PROGRAMME :	PG
No. of students participated	109	Average Student Satisfaction Score :	3.56
1	How much of the syllabus was covered in the class room teaching?		3.45
2	How well did the teachers prepare for the classes?		3.69
3	How well were the teachers able to communicate?		3.71
4	The teacher's approach to teaching can best be described as		3.41
5	The department/ teachers use student centric methods, such as experiential learning, participative learning, and problem-solving methodologies(such as study tours/field		3.59
6	Teachers inform you about expected course outcomes and program outcomes.		3.69
7	The teachers illustrate the concepts through examples and applications.		3.77
8	What percentage of teachers use ICT tools such as LCD projector, Multimedia, etc. while teaching.		3.34
9	How do you rate your experience of experimental learning during laboratory sessions?		3.35
10	The College/Department/faculty provides opportunities to participate in Extension and Outreach Activities.		3.66
11	Fairness of the internal evaluation process by the teachers.		3.67
12	Was your performance in assignments discussed with you?		3.57
13	Teachers are able to identify your weaknesses and help you to overcome them.		3.41
14	The teaching and mentoring process through GT scheme in the college facilitates you in cognitive, social and emotional growth.		3.43
15	Your guardian teacher does a necessary follow-up through personal contact or meetings.		3.53
16	The teachers identify your strengths and encourage you with providing right level of challenges.		3.53
17	Teachers encourage you to participate in co-curricular and extracurricular activities.		3.63
18	Efforts are made by the college/ teachers to inculcate soft skills, life skills and employability skills to make you ready for the world of work.		3.58
19	The subject curriculum has a good balance between theory and practicals.		3.56
20	The curriculum benefited me to develop subject knowledge and skills.		3.56
21	The Implementation of the CBCS pattern in the Curriculum offers to broaden the horizons of education for students much more.		3.61
22	The overall quality of teaching-learning process in the college is very good.		3.54
		Teachers Quality	3.56
		Students Learning Experience	3.55
		Outreach	3.66
		Evaluation Process	3.62
		Mentoring	3.48
		Promotion of extracurricular and skill based activities	3.61
		Feedback on CBCS Curriculum	3.57
		Overall TL process	3.54





Department wise Performance Score (M.Sc.)

BIOINFORMATICS

STUDENTS' SATISFACTION SURVEY			
DEPARTMENT :	BIOINFORMATICS	PROGRAMME :	PG
No. of students participated	22	Average Student Satisfaction Score :	3.67
1	How much of the syllabus was covered in the class room teaching?		3.47
2	How well did the teachers prepare for the classes?		3.71
3	How well were the teachers able to communicate?		3.93
4	The teacher's approach to teaching can best be described as		3.71
5	The department/ teachers use student centric methods, such as experiential learning, participative learning, and problem-solving methodologies(such as study tours/field		3.51
6	Teachers inform you about expected course outcomes and program outcomes.		3.78
7	The teachers illustrate the concepts through examples and applications.		3.87
8	What percentage of teachers use ICT tools such as LCD projector, Multimedia, etc. while teaching.		3.95
9	How do you rate your experience of experimental learning during laboratory sessions?		3.33
10	The College/Department/faculty provides opportunities to participate in Extension and Outreach Activities.		3.67
11	Fairness of the internal evaluation process by the teachers.		3.80
12	Was your performance in assignments discussed with you?		3.64
13	Teachers are able to identify your weaknesses and help you to overcome them.		3.73
14	The teaching and mentoring process through GT scheme in the college facilitates you in cognitive, social and emotional growth.		3.64
15	Your guardian teacher does a necessary follow-up through personal contact or meetings.		3.62
16	The teachers identify your strengths and encourage you with providing right level of challenges.		3.76
17	Teachers encourage you to participate in co-curricular and extracurricular activities.		3.62
18	Efforts are made by the college/ teachers to inculcate soft skills, life skills and employability skills to make you ready for the world of work.		3.53
19	The subject curriculum has a good balance between theory and practicals.		3.73
20	The curriculum benefited me to develop subject knowledge and skills.		3.65
21	The Implementation of the CBCS pattern in the Curriculum offers to broaden the horizons of education for students much more.		3.78
22	The overall quality of teaching-learning process in the college is very good.		3.42

Student' Responses	
● Excellent	● Very Good
● Satisfactory	● Good
● Poor	

The donut chart displays the distribution of student responses. The 'Excellent' category (orange) accounts for 61.2% of the responses, while the 'Very Good' category (blue) accounts for 29.8%. The remaining categories (Satisfactory, Good, and Poor) are represented by very small slices in purple, green, and red respectively, which are not explicitly labeled with percentages in the chart.

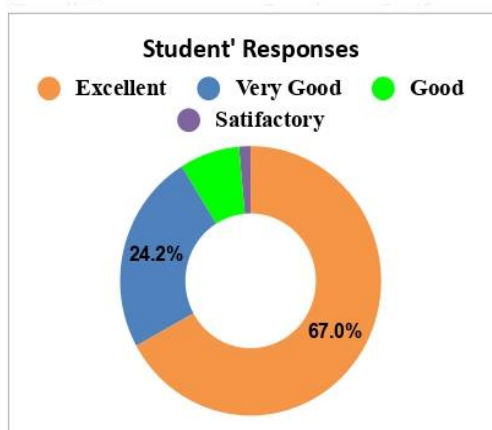
Teachers Quality	3.70
Students Learning Experience	3.69
Outreach	3.67
Evaluation Process	3.72
Mentoring	3.69
Promotion of extracurricular and skill based activities	3.57
Feedback on CBCS Curriculum	3.72
Overall TL process	3.42

BOTANY

STUDENTS' SATISFACTION SURVEY																				
DEPARTMENT :	BOTANY		PROGRAMME :	PG																
No. of students participated	12	Average Student Satisfaction Score :	3.32																	
1	How much of the syllabus was covered in the class room teaching?			3.07																
2	How well did the teachers prepare for the classes?			3.57																
3	How well were the teachers able to communicate?			3.17																
4	The teacher's approach to teaching can best be described as			2.83																
5	The department/ teachers use student centric methods, such as experiential learning, participative learning, and problem-solving methodologies(such as study tours/field			3.70																
6	Teachers inform you about expected course outcomes and program outcomes.			3.57																
7	The teachers illustrate the concepts through examples and applications.			3.53																
8	What percentage of teachers use ICT tools such as LCD projector, Multimedia, etc. while teaching.			3.40																
9	How do you rate your experience of experimental learning during laboratory sessions?			3.37																
10	The College/Department/faculty provides opportunities to participate in Extension and Outreach Activities.			3.57																
11	Fairness of the internal evaluation process by the teachers.			3.47																
12	Was your performance in assignments discussed with you?			3.53																
13	Teachers are able to identify your weaknesses and help you to overcome them.			3.00																
14	The teaching and mentoring process through GT scheme in the college facilitates you in cognitive, social and emotional growth.			2.97																
15	Your guardian teacher does a necessary follow-up through personal contact or meetings.			3.33																
16	The teachers identify your strengths and encourage you with providing right level of challenges.			3.40																
17	Teachers encourage you to participate in co-curricular and extracurricular activities.			3.27																
18	Efforts are made by the college/ teachers to inculcate soft skills, life skills and employability skills to make you ready for the world of work.			3.37																
19	The subject curriculum has a good balance between theory and practicals.			3.37																
20	The curriculum benefited me to develop subject knowledge and skills.			3.37																
21	The Implementation of the CBCS pattern in the Curriculum offers to broaden the horizons of education for students much more.			3.03																
22	The overall quality of teaching-learning process in the college is very good.			3.27																
<div style="display: flex; justify-content: space-between;"> <div style="width: 45%;"> <p>Student' Responses</p> <p> ● Excellent ● Very Good ● Good ● Satisfactory ● Poor </p> </div> <div style="width: 45%;"> <table border="1"> <tbody> <tr><td>Teachers Quality</td><td>3.16</td></tr> <tr><td>Students Learning Experience</td><td>3.51</td></tr> <tr><td>Outreach</td><td>3.57</td></tr> <tr><td>Evaluation Process</td><td>3.50</td></tr> <tr><td>Mentoring</td><td>3.18</td></tr> <tr><td>Promotion of extracurricular and skill based activities</td><td>3.32</td></tr> <tr><td>Feedback on CBCS Curriculum</td><td>3.26</td></tr> <tr><td>Overall TL process</td><td>3.27</td></tr> </tbody> </table> </div> </div>					Teachers Quality	3.16	Students Learning Experience	3.51	Outreach	3.57	Evaluation Process	3.50	Mentoring	3.18	Promotion of extracurricular and skill based activities	3.32	Feedback on CBCS Curriculum	3.26	Overall TL process	3.27
Teachers Quality	3.16																			
Students Learning Experience	3.51																			
Outreach	3.57																			
Evaluation Process	3.50																			
Mentoring	3.18																			
Promotion of extracurricular and skill based activities	3.32																			
Feedback on CBCS Curriculum	3.26																			
Overall TL process	3.27																			

CHEMISTRY

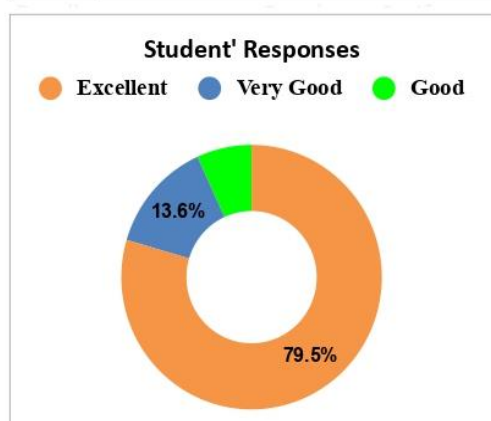
STUDENTS' SATISFACTION SURVEY			
DEPARTMENT :	CHEMISTRY		PROGRAMME :
No. of students participated	19	Average Student Satisfaction Score :	3.71
1	How much of the syllabus was covered in the class room teaching?		3.68
2	How well did the teachers prepare for the classes?		3.87
3	How well were the teachers able to communicate?		3.85
4	The teacher's approach to teaching can best be described as		3.77
5	The department/ teachers use student centric methods, such as experiential learning, participative learning, and problem-solving methodologies(such as study tours/field		3.83
6	Teachers inform you about expected course outcomes and program outcomes.		3.77
7	The teachers illustrate the concepts through examples and applications.		3.92
8	What percentage of teachers use ICT tools such as LCD projector, Multimedia, etc. while teaching.		3.20
9	How do you rate your experience of experimental learning during laboratory sessions?		3.66
10	The College/Department/faculty provides opportunities to participate in Extension and Outreach Activities.		3.85
11	Fairness of the internal evaluation process by the teachers.		3.83
12	Was your performance in assignments discussed with you?		3.68
13	Teachers are able to identify your weaknesses and help you to overcome them.		3.52
14	The teaching and mentoring process through GT scheme in the college facilitates you in cognitive, social and emotional growth.		3.56
15	Your guardian teacher does a necessary follow-up through personal contact or meetings.		3.58
16	The teachers identify your strengths and encourage you with providing right level of challenges.		3.60
17	Teachers encourage you to participate in co-curricular and extracurricular activities.		3.83
18	Efforts are made by the college/ teachers to inculcate soft skills, life skills and employability skills to make you ready for the world of work.		3.79
19	The subject curriculum has a good balance between theory and practicals.		3.62
20	The curriculum benefited me to develop subject knowledge and skills.		3.60
21	The Implementation of the CBCS pattern in the Curriculum offers to broaden the horizons of education for students much more.		3.87
22	The overall quality of teaching-learning process in the college is very good.		3.71



Teachers Quality	3.79
Students Learning Experience	3.68
Outreach	3.85
Evaluation Process	3.76
Mentoring	3.56
Promotion of extracurricular and skill based activities	3.81
Feedback on CBCS Curriculum	3.70
Overall TL process	3.71

COMPUTER SOFTWARE

STUDENTS' SATISFACTION SURVEY			
DEPARTMENT :	COMPUTER SOFTWARE	PROGRAMME :	PG
No. of students participated	2	Average Student Satisfaction Score :	3.81
1	How much of the syllabus was covered in the class room teaching?		3.80
2	How well did the teachers prepare for the classes?		3.60
3	How well were the teachers able to communicate?		3.00
4	The teacher's approach to teaching can best be described as		4.00
5	The department/ teachers use student centric methods, such as experiential learning, participative learning, and problem-solving methodologies(such as study tours/field		4.00
6	Teachers inform you about expected course outcomes and program outcomes.		4.00
7	The teachers illustrate the concepts through examples and applications.		4.00
8	What percentage of teachers use ICT tools such as LCD projector, Multimedia, etc. while teaching.		3.80
9	How do you rate your experience of experimental learning during laboratory sessions?		3.00
10	The College/Department/faculty provides opportunities to participate in Extension and Outreach Activities.		3.00
11	Fairness of the internal evaluation process by the teachers.		4.00
12	Was your performance in assignments discussed with you?		4.00
13	Teachers are able to identify your weaknesses and help you to overcome them.		4.00
14	The teaching and mentoring process through GT scheme in the college facilitates you in cognitive, social and emotional growth.		3.80
15	Your guardian teacher does a necessary follow-up through personal contact or meetings.		4.00
16	The teachers identify your strengths and encourage you with providing right level of challenges.		4.00
17	Teachers encourage you to participate in co-curricular and extracurricular activities.		3.80
18	Efforts are made by the college/ teachers to inculcate soft skills, life skills and employability skills to make you ready for the world of work.		4.00
19	The subject curriculum has a good balance between theory and practicals.		4.00
20	The curriculum benefited me to develop subject knowledge and skills.		4.00
21	The Implementation of the CBCS pattern in the Curriculum offers to broaden the horizons of education for students much more.		4.00
22	The overall quality of teaching-learning process in the college is very good.		4.00



Teachers Quality	3.60
Students Learning Experience	3.76
Outreach	3.00
Evaluation Process	4.00
Mentoring	3.95
Promotion of extracurricular and skill based activities	3.90
Feedback on CBCS Curriculum	4.00
Overall TL process	4.00

ENVIRONMENTAL SCIENCE

STUDENTS' SATISFACTION SURVEY			
DEPARTMENT :	ENVIRONMENTAL SCIENCE	PROGRAMME :	PG
No. of students participated	15	Average Student Satisfaction Score :	3.54
1	How much of the syllabus was covered in the class room teaching?		3.44
2	How well did the teachers prepare for the classes?		3.47
3	How well were the teachers able to communicate?		3.44
4	The teacher's approach to teaching can best be described as		3.36
5	The department/ teachers use student centric methods, such as experiential learning, participative learning, and problem-solving methodologies(such as study tours/field		3.63
6	Teachers inform you about expected course outcomes and program outcomes.		3.65
7	The teachers illustrate the concepts through examples and applications.		3.71
8	What percentage of teachers use ICT tools such as LCD projector, Multimedia, etc. while teaching.		3.79
9	How do you rate your experience of experimental learning during laboratory sessions?		3.41
10	The College/Department/faculty provides opportunities to participate in Extension and Outreach Activities.		3.71
11	Fairness of the internal evaluation process by the teachers.		3.49
12	Was your performance in assignments discussed with you?		3.40
13	Teachers are able to identify your weaknesses and help you to overcome them.		3.35
14	The teaching and mentoring process through GT scheme in the college facilitates you in cognitive, social and emotional growth.		3.63
15	Your guardian teacher does a necessary follow-up through personal contact or meetings.		3.65
16	The teachers identify your strengths and encourage you with providing right level of challenges.		3.45
17	Teachers encourage you to participate in co-curricular and extracurricular activities.		3.55
18	Efforts are made by the college/ teachers to inculcate soft skills, life skills and employability skills to make you ready for the world of work.		3.65
19	The subject curriculum has a good balance between theory and practicals.		3.52
20	The curriculum benefited me to develop subject knowledge and skills.		3.55
21	The Implementation of the CBCS pattern in the Curriculum offers to broaden the horizons of education for students much more.		3.55
22	The overall quality of teaching-learning process in the college is very good.		3.52
		Teachers Quality	3.43
		Students Learning Experience	3.64
		Outreach	3.71
		Evaluation Process	3.44
		Mentoring	3.52
		Promotion of extracurricular and skill based activities	3.60
		Feedback on CBCS Curriculum	3.54
		Overall TL process	3.52

Student' Responses	
Excellent	63.0%
Very Good	17.3%
Good	16.1%
Satisfactory	
Poor	

MICROBIOLOGY

STUDENTS' SATISFACTION SURVEY			
DEPARTMENT :	MICROBIOLOGY	PROGRAMME :	PG
No. of students participated	15	Average Student Satisfaction Score :	3.55
1	How much of the syllabus was covered in the class room teaching?		3.33
2	How well did the teachers prepare for the classes?		3.71
3	How well were the teachers able to communicate?		3.87
4	The teacher's approach to teaching can best be described as		3.31
5	The department/ teachers use student centric methods, such as experiential learning, participative learning, and problem-solving methodologies(such as study tours/field		3.49
6	Teachers inform you about expected course outcomes and program outcomes.		3.49
7	The teachers illustrate the concepts through examples and applications.		3.89
8	What percentage of teachers use ICT tools such as LCD projector, Multimedia, etc. while teaching.		2.96
9	How do you rate your experience of experimental learning during laboratory sessions?		3.41
10	The College/Department/faculty provides opportunities to participate in Extension and Outreach Activities.		3.79
11	Fairness of the internal evaluation process by the teachers.		3.71
12	Was your performance in assignments discussed with you?		3.87
13	Teachers are able to identify your weaknesses and help you to overcome them.		3.55
14	The teaching and mentoring process through GT scheme in the college facilitates you in cognitive, social and emotional growth.		3.44
15	Your guardian teacher does a necessary follow-up through personal contact or meetings.		3.44
16	The teachers identify your strengths and encourage you with providing right level of challenges.		3.65
17	Teachers encourage you to participate in co-curricular and extracurricular activities.		3.60
18	Efforts are made by the college/ teachers to inculcate soft skills, life skills and employability skills to make you ready for the world of work.		3.39
19	The subject curriculum has a good balance between theory and practicals.		3.55
20	The curriculum benefited me to develop subject knowledge and skills.		3.39
21	The Implementation of the CBCS pattern in the Curriculum offers to broaden the horizons of education for students much more.		3.76
22	The overall quality of teaching-learning process in the college is very good.		3.49

Student' Responses	
Teachers Quality	3.55
Students Learning Experience	3.45
Outreach	3.79
Evaluation Process	3.79
Mentoring	3.52
Promotion of extracurricular and skill based activities	3.49
Feedback on CBCS Curriculum	3.56
Overall TL process	3.49

Student' Responses

● Very Good
 ● Good
 ● Satisfactory
● Poor
 ●

52.7%
33.3%
10.9%

Student' Responses	
Teachers Quality	3.55
Students Learning Experience	3.45
Outreach	3.79
Evaluation Process	3.79
Mentoring	3.52
Promotion of extracurricular and skill based activities	3.49
Feedback on CBCS Curriculum	3.56
Overall TL process	3.49

MATHEMATICS

STUDENTS' SATISFACTION SURVEY			
DEPARTMENT :	MATHEMATICS	PROGRAMME :	PG
No. of students participated	5	Average Student Satisfaction Score :	3.21
1	How much of the syllabus was covered in the class room teaching?		3.60
2	How well did the teachers prepare for the classes?		3.60
3	How well were the teachers able to communicate?		3.60
4	The teacher's approach to teaching can best be described as		2.32
5	The department/ teachers use student centric methods, such as experiential learning, participative learning, and problem-solving methodologies(such as study tours/field		2.08
6	Teachers inform you about expected course outcomes and program outcomes.		3.04
7	The teachers illustrate the concepts through examples and applications.		2.72
8	What percentage of teachers use ICT tools such as LCD projector, Multimedia, etc. while teaching.		2.16
9	How do you rate your experience of experimental learning during laboratory sessions?		1.52
10	The College/Department/faculty provides opportunities to participate in Extension and Outreach Activities.		3.04
11	Fairness of the internal evaluation process by the teachers.		3.92
12	Was your performance in assignments discussed with you?		3.84
13	Teachers are able to identify your weaknesses and help you to overcome them.		3.92
14	The teaching and mentoring process through GT scheme in the college facilitates you in cognitive, social and emotional growth.		3.76
15	Your guardian teacher does a necessary follow-up through personal contact or meetings.		3.84
16	The teachers identify your strengths and encourage you with providing right level of challenges.		3.84
17	Teachers encourage you to participate in co-curricular and extracurricular activities.		3.68
18	Efforts are made by the college/ teachers to inculcate soft skills, life skills and employability skills to make you ready for the world of work.		3.36
19	The subject curriculum has a good balance between theory and practicals.		3.36
20	The curriculum benefited me to develop subject knowledge and skills.		3.36
21	The Implementation of the CBCS pattern in the Curriculum offers to broaden the horizons of education for students much more.		2.64
22	The overall quality of teaching-learning process in the college is very good.		3.44

Student' Responses	
Teachers Quality	3.28
Students Learning Experience	2.30
Outreach	3.04
Evaluation Process	3.88
Mentoring	3.84
Promotion of extracurricular and skill based activities	3.52
Feedback on CBCS Curriculum	3.12
Overall TL process	3.44

Student' Responses

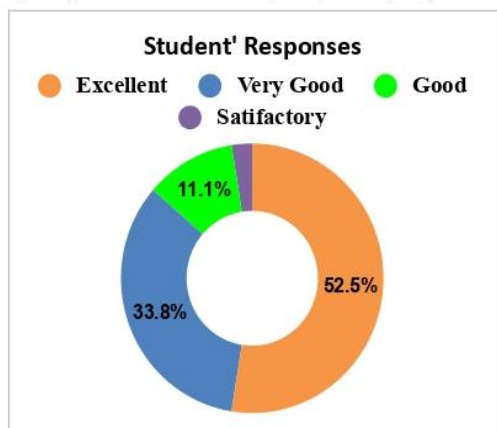
● Excellent
 ● Very Good
 ● Good
● Satisfactory
 ● Poor

The donut chart displays the distribution of student responses. The largest segment is 'Very Good' at 43.6%, followed by 'Excellent' at 29.1% and 'Good' at 22.7%. The 'Satisfactory' and 'Poor' categories are represented by very small slices.

Student' Responses	
Teachers Quality	3.28
Students Learning Experience	2.30
Outreach	3.04
Evaluation Process	3.88
Mentoring	3.84
Promotion of extracurricular and skill based activities	3.52
Feedback on CBCS Curriculum	3.12
Overall TL process	3.44

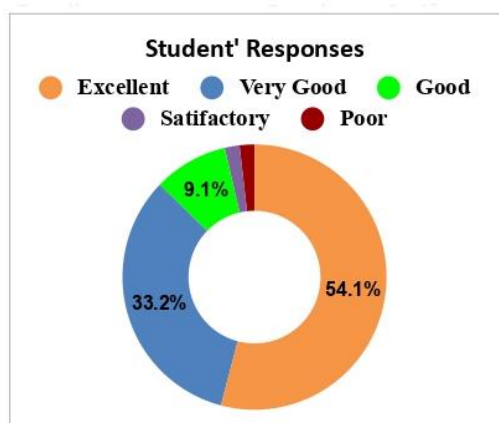
PHYSICS

STUDENTS' SATISFACTION SURVEY				
DEPARTMENT :	PHYSICS		PROGRAMME :	PG
No. of students participated	9		Average Student Satisfaction Score :	3.56
1	How much of the syllabus was covered in the class room teaching?			3.51
2	How well did the teachers prepare for the classes?			3.78
3	How well were the teachers able to communicate?			3.96
4	The teacher's approach to teaching can best be described as			3.38
5	The department/ teachers use student centric methods, such as experiential learning, participative learning, and problem-solving methodologies(such as study tours/field			3.78
6	Teachers inform you about expected course outcomes and program outcomes.			3.91
7	The teachers illustrate the concepts through examples and applications.			3.87
8	What percentage of teachers use ICT tools such as LCD projector, Multimedia, etc. while teaching.			3.02
9	How do you rate your experience of experimental learning during laboratory sessions?			3.73
10	The College/Department/faculty provides opportunities to participate in Extension and Outreach Activities.			3.51
11	Fairness of the internal evaluation process by the teachers.			3.87
12	Was your performance in assignments discussed with you?			3.33
13	Teachers are able to identify your weaknesses and help you to overcome them.			3.47
14	The teaching and mentoring process through GT scheme in the college facilitates you in cognitive, social and emotional growth.			3.11
15	Your guardian teacher does a necessary follow-up through personal contact or meetings.			3.38
16	The teachers identify your strengths and encourage you with providing right level of challenges.			3.60
17	Teachers encourage you to participate in co-curricular and extracurricular activities.			3.69
18	Efforts are made by the college/ teachers to inculcate soft skills, life skills and employability skills to make you ready for the world of work.			3.64
19	The subject curriculum has a good balance between theory and practicals.			3.07
20	The curriculum benefited me to develop subject knowledge and skills.			3.47
21	The Implementation of the CBCS pattern in the Curriculum offers to broaden the horizons of education for students much more.			3.47
22	The overall quality of teaching-learning process in the college is very good.			3.82
Teachers Quality				3.66
Students Learning Experience				3.66
Outreach				3.51
Evaluation Process				3.60
Mentoring				3.39
Promotion of extracurricular and skill based activities				3.67
Feedback on CBCS Curriculum				3.33
Overall TL process				3.82



ZOOLOGY

STUDENTS' SATISFACTION SURVEY				
DEPARTMENT :	ZOOLOGY		PROGRAMME :	PG
No. of students participated	10	Average Student Satisfaction Score :	3.55	
1	How much of the syllabus was covered in the class room teaching?			3.40
2	How well did the teachers prepare for the classes?			3.76
3	How well were the teachers able to communicate?			3.76
4	The teacher's approach to teaching can best be described as			3.40
5	The department/ teachers use student centric methods, such as experiential learning, participative learning, and problem-solving methodologies(such as study tours/field			3.76
6	Teachers inform you about expected course outcomes and program outcomes.			3.92
7	The teachers illustrate the concepts through examples and applications.			3.84
8	What percentage of teachers use ICT tools such as LCD projector, Multimedia, etc. while teaching.			2.92
9	How do you rate your experience of experimental learning during laboratory sessions?			3.24
10	The College/Department/faculty provides opportunities to participate in Extension and Outreach Activities.			3.64
11	Fairness of the internal evaluation process by the teachers.			3.56
12	Was your performance in assignments discussed with you?			3.40
13	Teachers are able to identify your weaknesses and help you to overcome them.			3.16
14	The teaching and mentoring process through GT scheme in the college facilitates you in cognitive, social and emotional growth.			3.08
15	Your guardian teacher does a necessary follow-up through personal contact or meetings.			3.36
16	The teachers identify your strengths and encourage you with providing right level of challenges.			3.36
17	Teachers encourage you to participate in co-curricular and extracurricular activities.			3.80
18	Efforts are made by the college/ teachers to inculcate soft skills, life skills and employability skills to make you ready for the world of work.			3.68
19	The subject curriculum has a good balance between theory and practicals.			3.84
20	The curriculum benefited me to develop subject knowledge and skills.			3.84
21	The Implementation of the CBCS pattern in the Curriculum offers to broaden the horizons of education for students much more.			3.80
22	The overall quality of teaching-learning process in the college is very good.			3.68

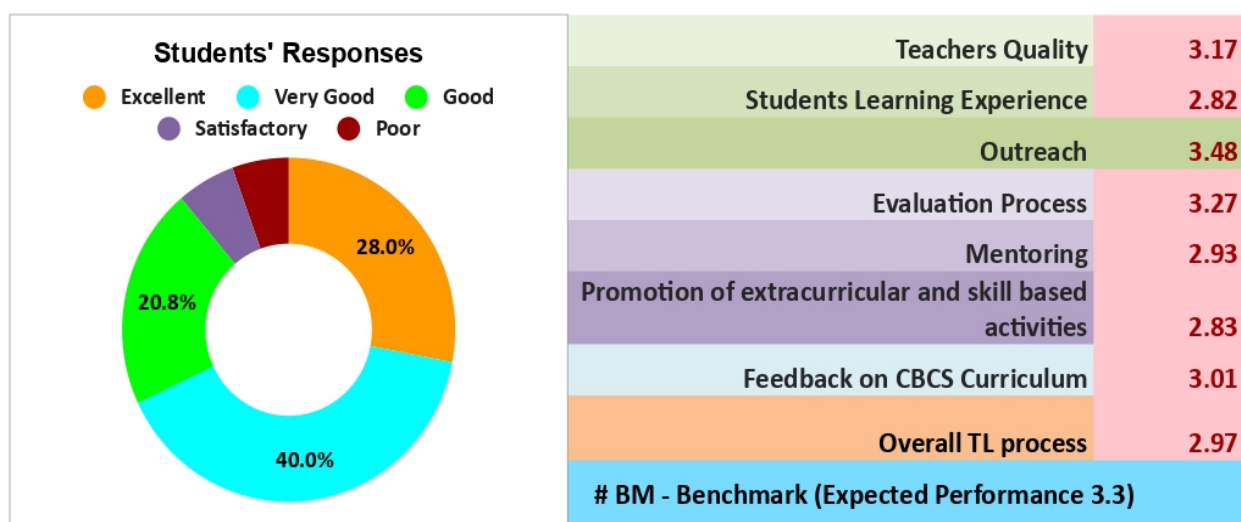


Teachers Quality	3.58
Students Learning Experience	3.54
Outreach	3.64
Evaluation Process	3.48
Mentoring	3.24
Promotion of extracurricular and skill based activities	3.74
Feedback on CBCS Curriculum	3.83
Overall TL process	3.68



Performance Score (B.C.A.)

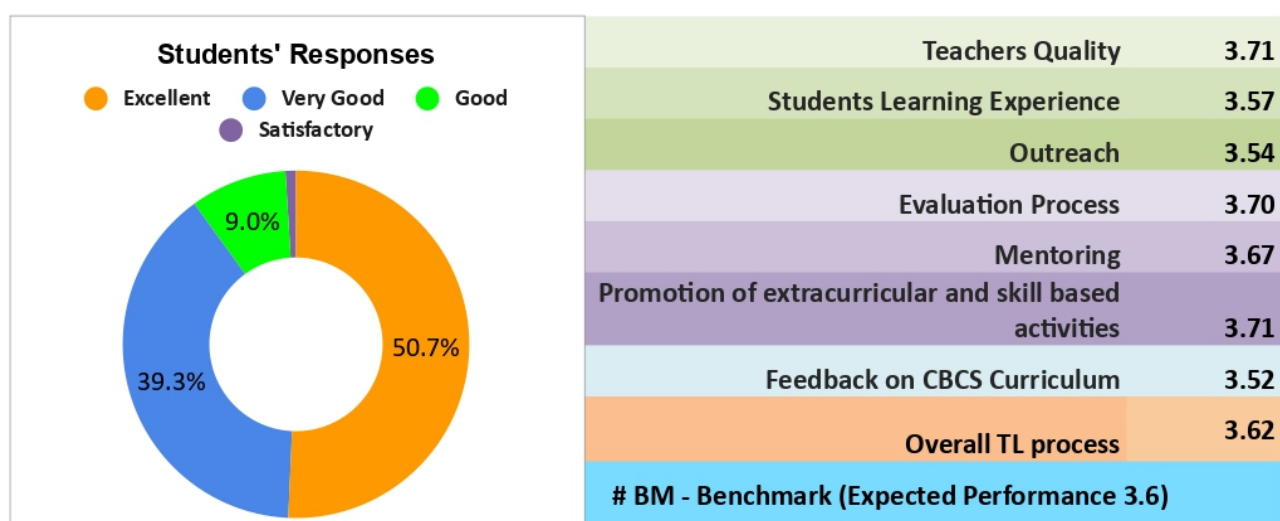
STUDENTS' SATISFACTION SURVEY			
DEPARTMENT :	BCA	PROGRAMME :	UG
No. of students participated	24	Average Student Satisfaction Score :	3.01
1	How much of the syllabus was covered in the class room teaching?		2.78
2	How well did the teachers prepare for the classes?		3.47
3	How well were the teachers able to communicate?		3.57
4	The teacher's approach to teaching can best be described as		2.87
5	The department/ teachers use student centric methods, such as experiential learning, participative learning, and problem-solving methodologies(such as study tours/field		2.60
6	Teachers inform you about expected course outcomes and program outcomes.		3.25
7	The teachers illustrate the concepts through examples and applications.		3.17
8	What percentage of teachers use ICT tools such as LCD projector, Multimedia, etc. while teaching.		2.10
9	How do you rate your experience of experimental learning during laboratory sessions?		2.97
10	The College/Department/faculty provides opportunities to participate in Extension and Outreach Activities.		3.48
11	Fairness of the internal evaluation process by the teachers.		3.30
12	Was your performance in assignments discussed with you?		3.23
13	Teachers are able to identify your weaknesses and help you to overcome them.		2.65
14	The teaching and mentoring process through GT scheme in the college facilitates you in cognitive, social and emotional growth.		3.02
15	Your guardian teacher does a necessary follow-up through personal contact or meetings.		3.32
16	The teachers identify your strengths and encourage you with providing right level of challenges.		2.75
17	Teachers encourage you to participate in co-curricular and extracurricular activities.		2.93
18	Efforts are made by the college/ teachers to inculcate soft skills, life skills and employability skills to make you ready for the world of work.		2.72
19	The subject curriculum has a good balance between theory and practicals.		2.97
20	The curriculum benefited me to develop subject knowledge and skills.		3.07
21	The Implementation of the CBCS pattern in the Curriculum offers to broaden the horizons of education for students much more.		2.98
22	The overall quality of teaching-learning process in the college is very good.		2.97





Performance Score (B. Voc. Forensic)

STUDENTS' SATISFACTION SURVEY				
DEPARTMENT :	B. Voc. (Forensic)		PROGRAMME :	UG
No. of students participated	51		Average Student Satisfaction Score :	3.63
1	How much of the syllabus was covered in the class room teaching?			3.83
2	How well did the teachers prepare for the classes?			3.76
3	How well were the teachers able to communicate?			3.73
4	The teacher's approach to teaching can best be described as			3.51
5	The department/ teachers use student centric methods, such as experiential learning, participative learning, and problem-solving methodologies(such as study tours/field			3.51
6	Teachers inform you about expected course outcomes and program outcomes.			3.69
7	The teachers illustrate the concepts through examples and applications.			3.72
8	What percentage of teachers use ICT tools such as LCD projector, Multimedia, etc. while teaching.			3.50
9	How do you rate your experience of experimental learning during laboratory sessions?			3.41
10	The College/Department/faculty provides opportunities to participate in Extension and Outreach Activities.			3.54
11	Fairness of the internal evaluation process by the teachers.			3.73
12	Was your performance in assignments discussed with you?			3.66
13	Teachers are able to identify your weaknesses and help you to overcome them.			3.64
14	The teaching and mentoring process through GT scheme in the college facilitates you in cognitive, social and emotional growth.			3.64
15	Your guardian teacher does a necessary follow-up through personal contact or meetings.			3.76
16	The teachers identify your strengths and encourage you with providing right level of challenges.			3.65
17	Teachers encourage you to participate in co-curricular and extracurricular activities.			3.73
18	Efforts are made by the college/ teachers to inculcate soft skills, life skills and employability skills to make you ready for the world of work.			3.69
19	The subject curriculum has a good balance between theory and practicals.			3.62
20	The curriculum benefited me to develop subject knowledge and skills.			3.52
21	The Implementation of the CBCS pattern in the Curriculum offers to broaden the horizons of education for students much more.			3.40
22	The overall quality of teaching-learning process in the college is very good.			3.62



Committee's Observations and Suggestions on Department wise Performance Score

B.Sc. Program

- ✓ As per the target score for B.Sc. program, few Departments failed to chase the target of 3.5. These departments are expected to be serious about their score and should improve it in next session.
- ✓ The departments are advised to identify the questions for which the score is below 3.5 and prepare the plan of action to improve their performance.
- ✓ The committee suggest that all departments should have to enhance outreach activities.
- ✓ The committee is of the opinion that average scores of **'Mentoring Support to Students'** and **'Students Learning Experience'** is sounding the alarm.

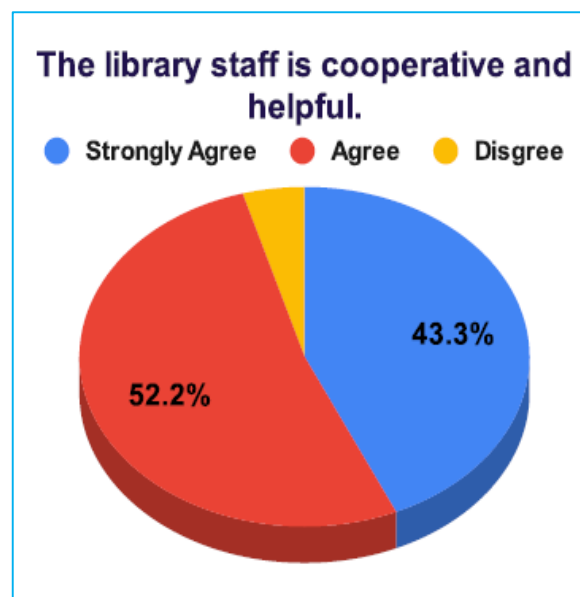
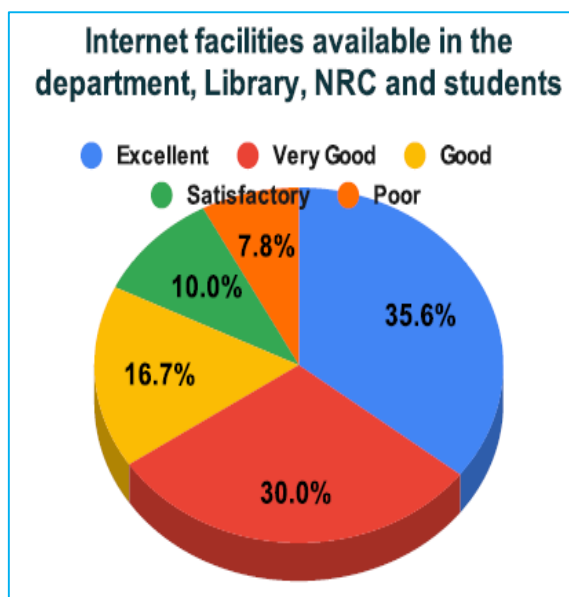
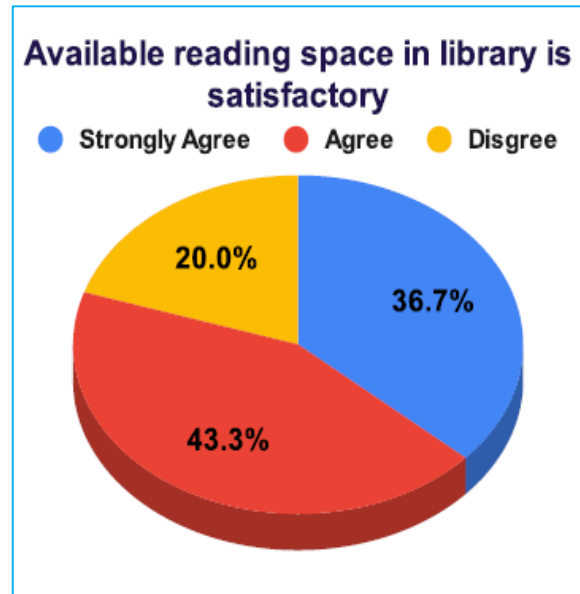
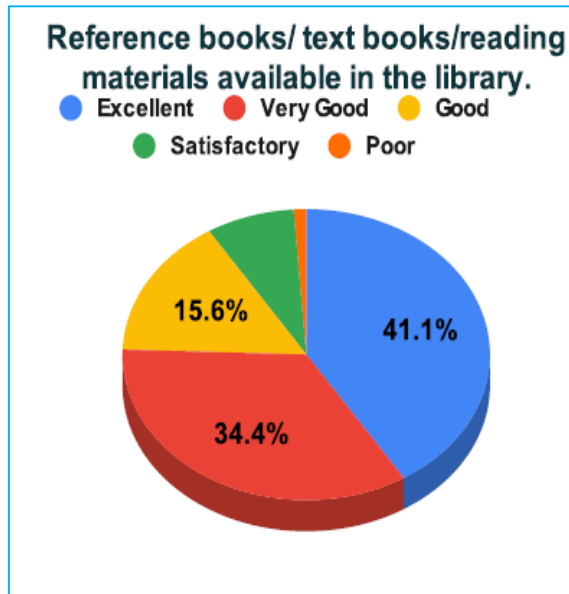
B.C.A. and B. Voc. Program

- ✓ As far as these UG programs are concern, students' satisfaction score for B.Voc. Program is quite higher than the target score. While it is unexpectedly lower for B.C.A. program.

M.Sc. Program

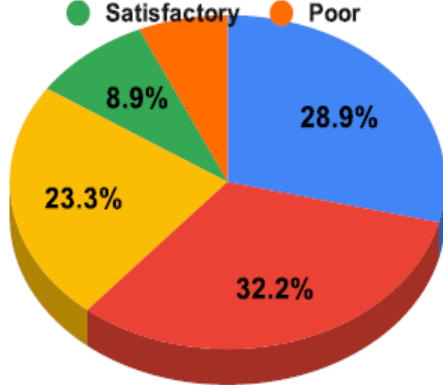
- ✓ As far as these PG programs are concern, students' satisfaction scores for M.Sc. Botany, Bioinformatics and Mathematics programs are alarming. The departments should have to develop their strategies to upgrade the score.

Feedback on Facilities and Support Services



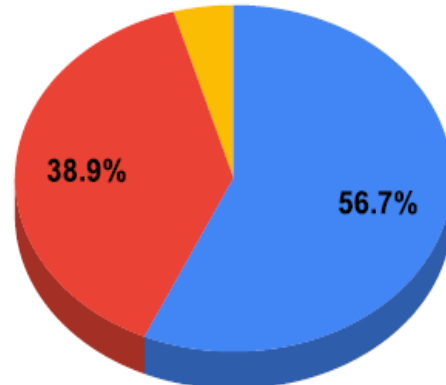
Availability and accessibility of online educational resources available in

● Excellent ● Very Good ● Good
● Satisfactory ● Poor



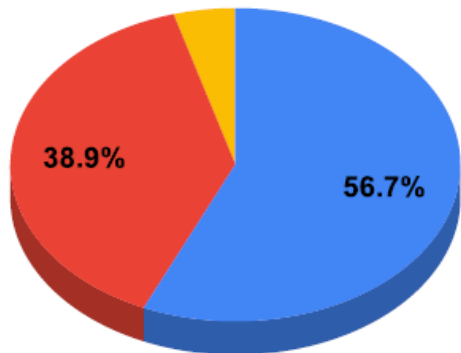
The office staff and non-teaching staff of the department are helpful

● Strongly Agree ● Agree ● Disagree



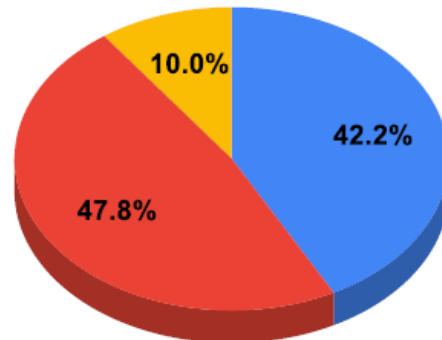
Internal assessment marks are displayed on time

● Strongly Agree ● Agree ● Disagree



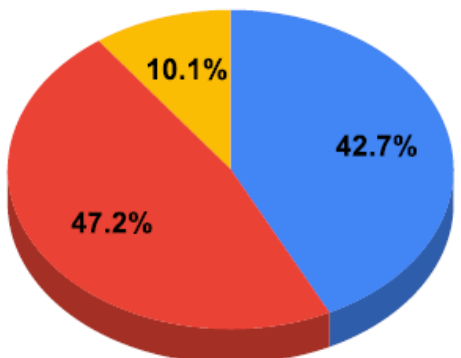
Toilets/washrooms are hygienic and properly maintained.

● Strongly Agree ● Agree ● Disagree



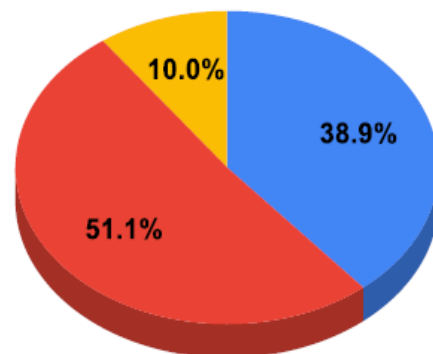
Grievances/problems are redressed/solved well in time.

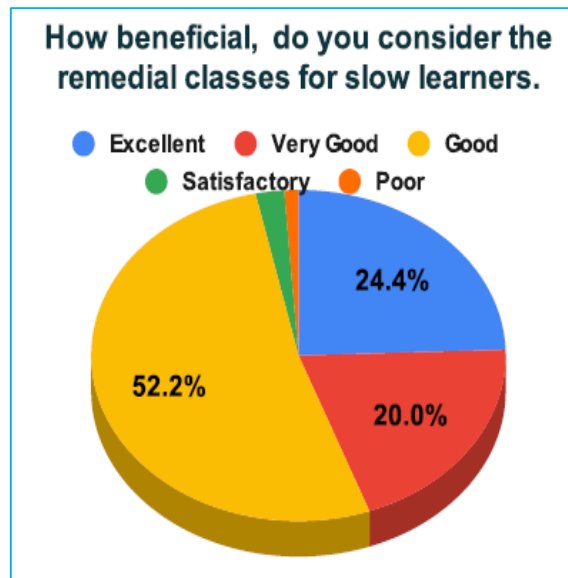
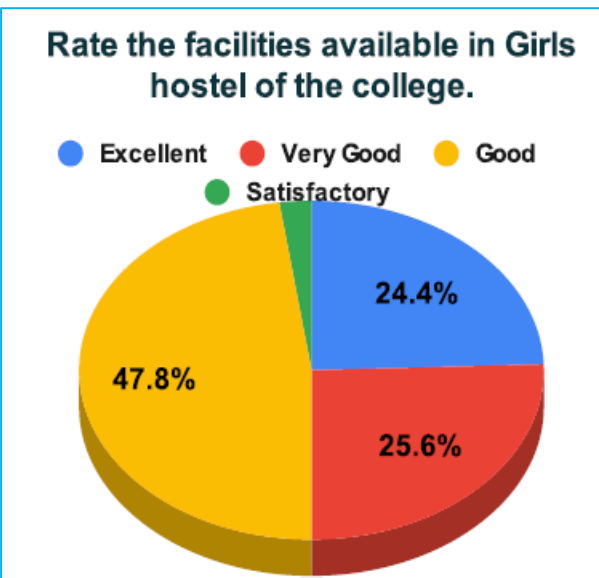
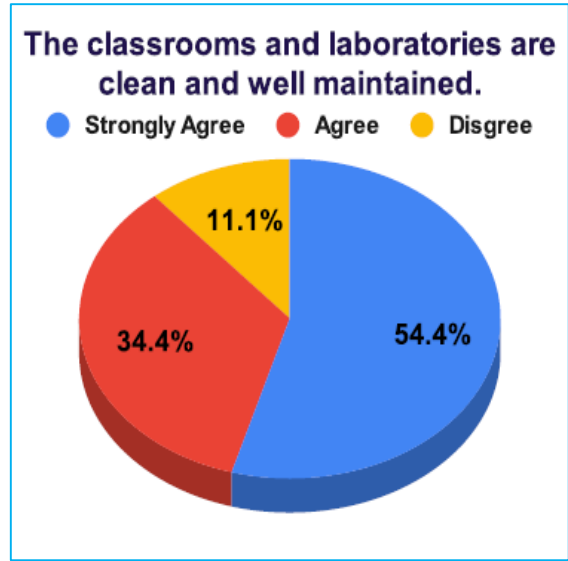
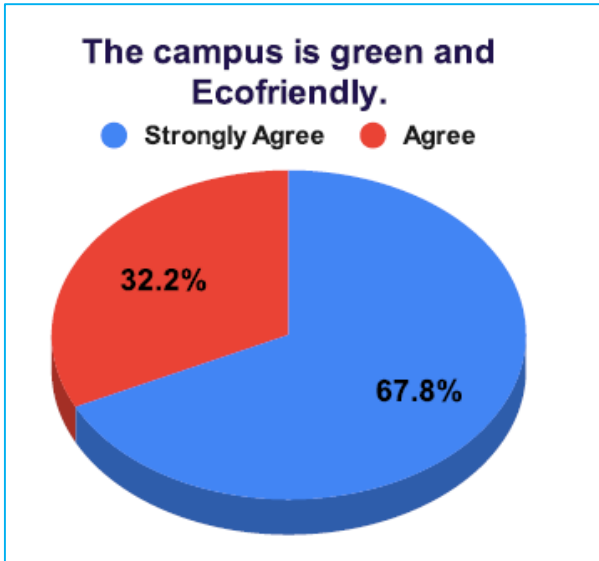
● Strongly Agree ● Agree ● Disagree

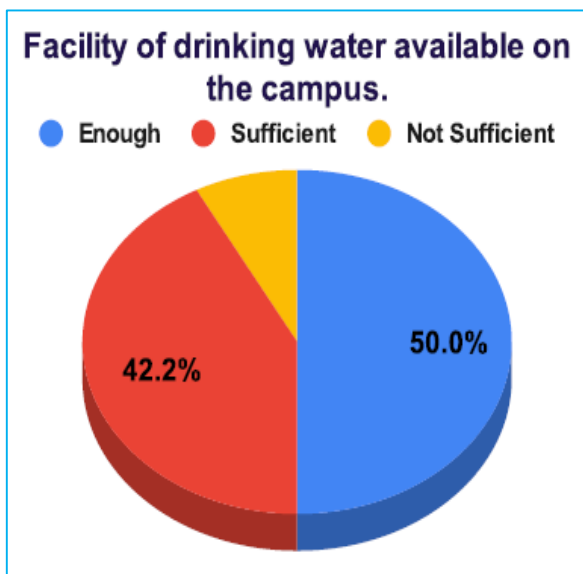
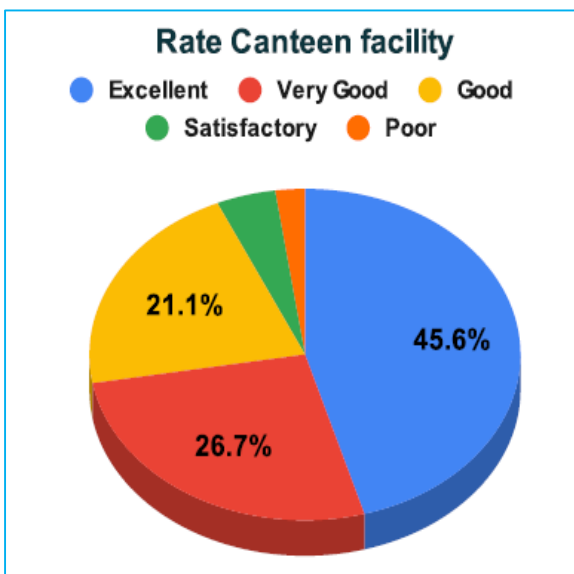
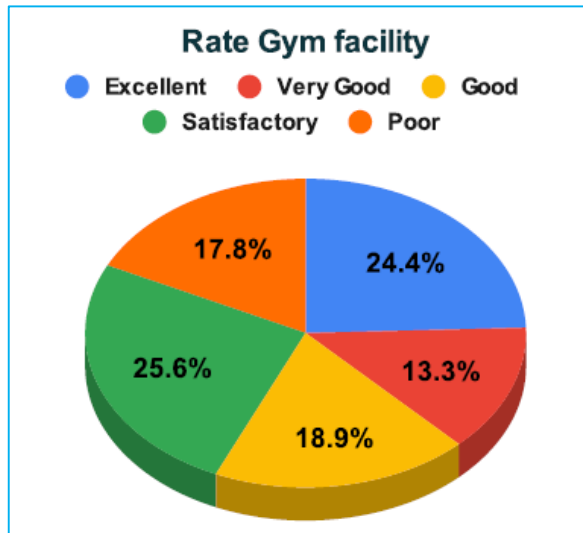
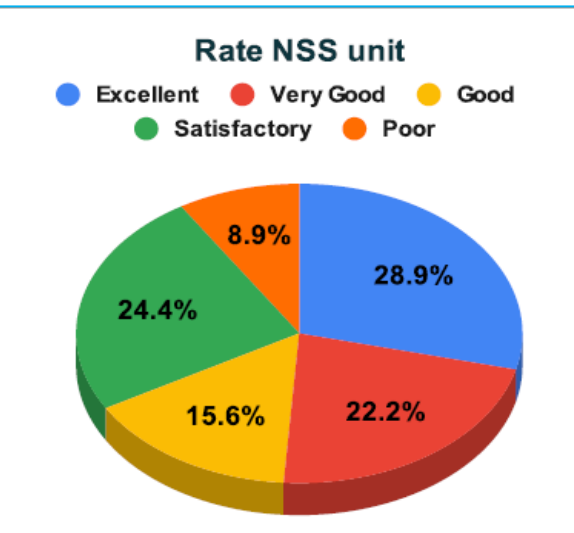
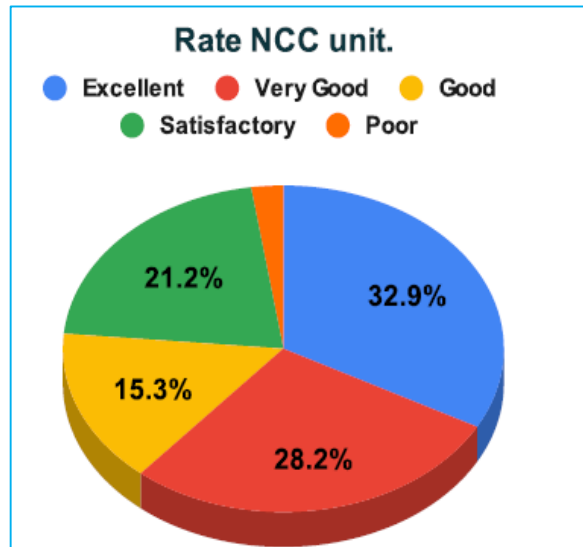
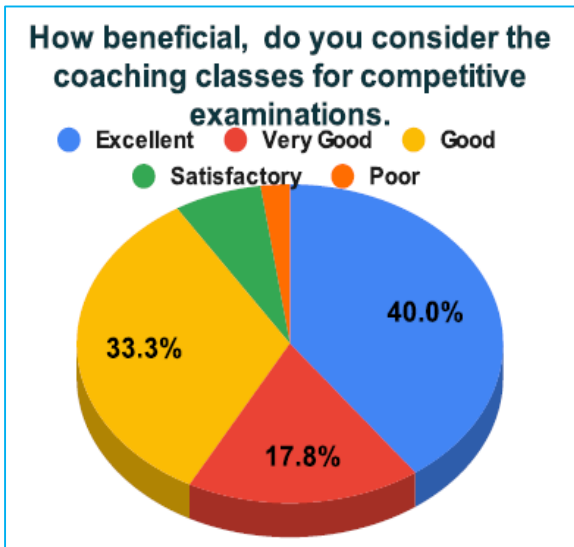


The functioning of the placement cell (s) in the college is satisfactory.

● Strongly Agree ● Agree ● Disagree







Committee's Observations and Suggestions on Facilities and Support Services

The committee has meticulously analysed the feedback from students concerning the Institute's Facilities and Support Services. As a result, we propose suggestions aimed at enhancing the overall quality, accessibility, and effectiveness of both facilities and support services. These recommendations are intended to foster a more supportive and conducive environment for student development and success.

- ✓ Evaluate the condition and adequacy of facilities like classrooms, labs, libraries, recreational areas, etc.
- ✓ Renovations or improvements in infrastructure to meet modern standards and accommodate growing student needs and number.
- ✓ Review the availability, accessibility, and transparency of scholarship programs and financial aid for students.
- ✓ Assess the efficiency and effectiveness of administrative and clerical support services offered to students.
- ✓ Analyze the performance, industry connections, and effectiveness of the placement cell in securing job opportunities for students.

Convener
College Feedback Committee