



## SHRI SHIVAJI SCIENCE COLLEGE, AMRAVATI

NAAC Accredited by Grade A+ with CGPA 3.42 (4<sup>th</sup> Cycle)  
UGC awarded status of CPE (2<sup>nd</sup> Phase), NIRF Ranking 2022-  
Rank Band 151 - 200 ISO 9001:2015 Certified.  
Identified by DST, Govt. of India for FIST and Sant Gadge  
Baba Amravati University as Lead College  
Selected as DBT Star College (2023-2024): Strengthening  
Component

# Students Satisfaction Survey

## 2022-23

**B.Sc. , B.C.A., B.VOC.(Forensic Science) and M.Sc Programs**

## Contents

<b>FEEDBACK SUMMARY</b> .....	2
<b>Over all Students Satisfaction (B.Sc.)</b> .....	3
<b>Department wise Performance Score (B.Sc.)</b> .....	5
BIOTECHNOLOGY .....	6
BOTANY .....	7
CHEMISTRY.....	8
COMPUTER SCIENCE .....	9
COMPUTER APPLICATION .....	10
ENVIRONMENTAL SCIENCE .....	11
GEOLOGY.....	12
LANGUAGES .....	13
MICROBIOLOGY.....	14
MATHEMATICS.....	15
PHYSICS .....	16
STATISTICS.....	17
ZOOLOGY.....	18
<b>Over all Students Satisfaction (M.Sc.)</b> .....	19
<b>Department wise Performance Score (M.Sc.)</b> .....	20
BIOINFORMATICS.....	21
BOTANY .....	22
CHEMISTRY.....	23
COMPUTER SOFTWARE .....	24
ENVIRONMENTAL SCIENCE .....	25
MICROBIOLOGY.....	26
MATHEMATICS.....	27
PHYSICS .....	28
ZOOLOGY.....	29
<b>Performance Score (B.C.A.)</b> .....	30
<b>Performance Score (B.Voc. Forensic)</b> .....	32
<b>Committee’s Observations and Suggestions</b> .....	34
<b>Feedback on Facilities and Support Services</b> .....	35

## FEEDBACK SUMMARY

---

Shri Shivaji Science College, Amravati has conducted online Students' Satisfaction Survey to seek students' feedback on the academic activities conducted by the departments, teachers' quality, teaching, learning and evaluation methods adopted and the overall mentoring support to the students.

Students' responses were collected through the questionnaire of 22 questions. Out of these questions 1,2,3 and 4 are regarding the '**Teachers Quality**', questions 5,6,7,8 and 9 are regarding '**Students Learning Experience**' while question number 10 is to measure departments initiatives for organization of '**Outreach Activities**'. Similarly, responses to questions 11- 12 and 13-15 are used to evaluate effectiveness of students' '**Evaluation and Mentoring of students by the teachers**' respectively. Questions 17 and 18 were related to '**Promotion of Extracurricular and Skill Based Activities**' by the department while, questions 19, 20 and 21 are to know students' experience about the '**Implementation of CBCS Curriculum**'. Questions 22 is to seek '**Students' Overall Experience about the TLE Process**' run by the college. Question 23, an open ended question, is about general observation and suggestions from the students to improve quality processes of the college.

The collected feedback from the students is analysed program wise by the Feedback Committee. The performance score is calculated on four point scale (0-Poor, 1-Satisfactory, 2- Good, 3-Very Good and 4-Excellent). The minimum average and question wise target score is 3.5 for both B.Sc. and M.Sc. programs and 3.3 for both B.C.A. and B.Voc. programs. Through such analysis the teachers, the departments and the IQAC would be able to know the areas of concern so that the corrective measures can be initiated to enhance overall quality outcomes.

In this feedback report the committee's general observation and suggestions for further improvement is also appended.

## Over all Students Satisfaction (B.Sc.)

### STUDENTS' SATISFACTION SURVEY (SSS) 2022-23

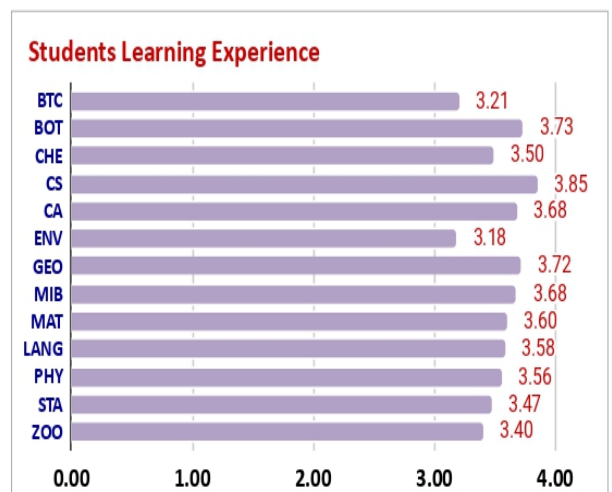
#### OVERALL ANALYSIS OF SSS (B.Sc. PROGRAM)

Total no. Enrolled Students	<b>420</b>	Average Score of the College	<b>3.59</b>
Total no. of Responces	<b>199</b>	Teachers Quality	3.61
Girls	136	Students Learning Experience	3.55
Boys	63	Outreach	3.62
First Year	60	Evaluation Process	3.71
Second Year	58	Mentoring	3.57
Last Year	81	Promotion of extracurricular and skill based activities	3.59
		Feedback on CBCS Curriculum	3.58
		Overall TL process	<b>3.64</b>

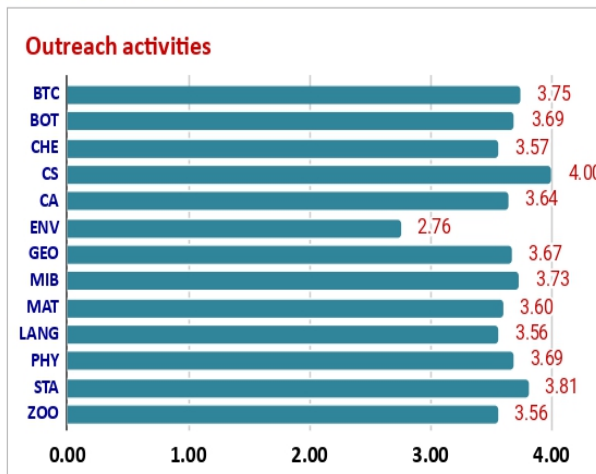
Students opinion about departmentwise teachers' quality



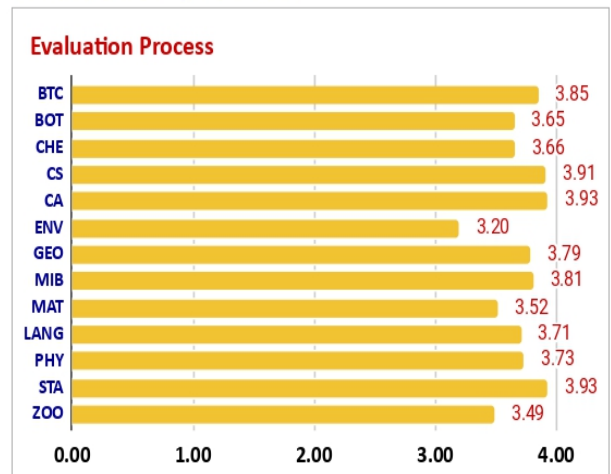
Students opinion about departmentwise teachers' quality



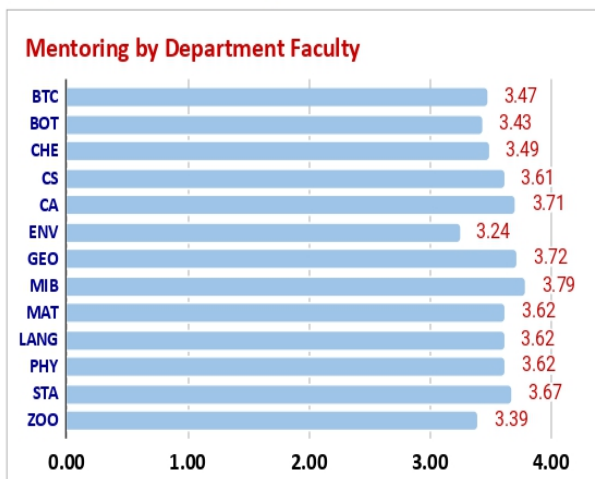
Students opinion about departmentwise outreach activities



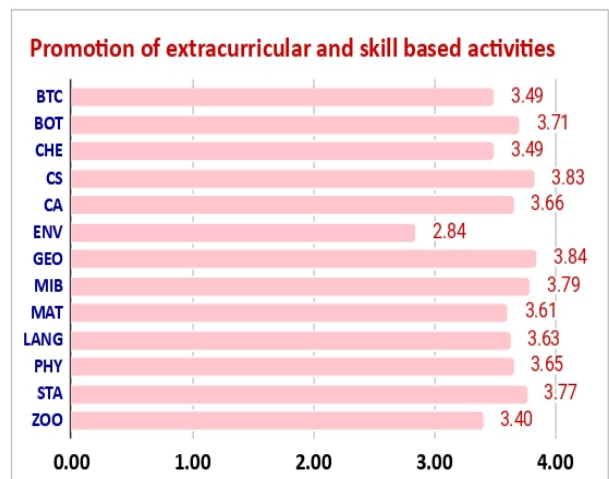
Students opinion about departmentwise evaluation process



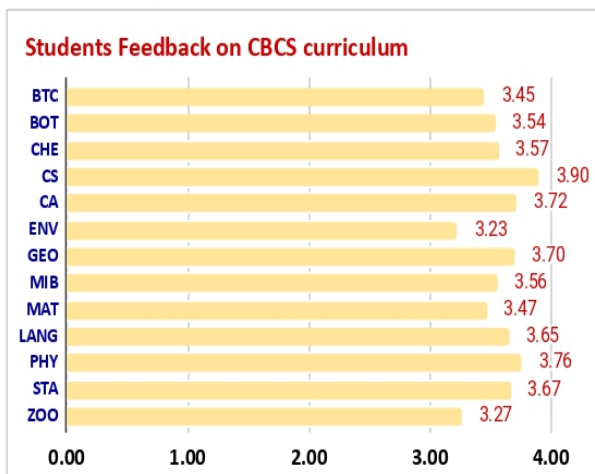
Students opinion about mentoring by department faculty



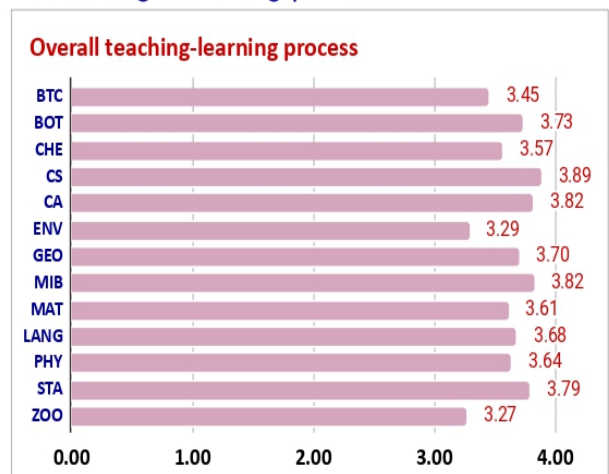
Students opinion about Promotion of extracurricular and skill based activities



Students opinion about CBCS Curriculum



Students opinion about overall teaching-learning process





Department wise Performance Score (B.Sc.)

## BIOTECHNOLOGY

STUDENTS' SATISFACTION SURVEY (SSS) 2022-23			
DEPARTMENT :	<b>BIOTECHNOLOGY</b>	PROGRAMME :	<b>UG</b>
No. of students participated	<b>11</b>	Average Student Satisfaction Score :	<b>3.39</b>
1	How much of the syllabus was covered in the class room teaching?		3.05
2	How well did the teachers prepare for the classes?		3.16
3	How well were the teachers able to communicate?		3.27
4	The teacher's approach to teaching can best be described as		2.91
5	The department/ teachers use student centric methods, such as experiential learning, participative learning, and problem-solving methodologies( such as study tours/field		3.16
6	Teachers inform you about expected course outcomes and program outcomes.		3.42
7	The teachers illustrate the concepts through examples and applications.		3.42
8	What percentage of teachers use ICT tools such as LCD projector, Multimedia, etc. while teaching.		2.73
9	How do you rate your experience of experimental learning during laboratory sessions?		3.31
10	The College/Department/faculty provides opportunities to participate in Extension and Outreach Activities.		3.75
11	Fairness of the internal evaluation process by the teachers.		3.96
12	Was your performance in assignments discussed with you?		3.75
13	Teachers are able to identify your weaknesses and help you to overcome them.		3.38
14	The teaching and mentoring process through GT scheme in the college facilitates you in cognitive, social and emotional growth.		3.56
15	Your guardian teacher does a necessary follow-up through personal contact or meetings.		3.53
16	The teachers identify your strengths and encourage you with providing right level of challenges.		3.42
17	Teachers encourage you to participate in co-curricular and extracurricular activities.		3.42
18	Efforts are made by the college/ teachers to inculcate soft skills, life skills and employability skills to make you ready for the world of work.		3.56
19	The subject curriculum has a good balance between theory and practicals.		3.67
20	The curriculum benefited me to develop subject knowledge and skills.		3.38
21	The Implementation of the CBCS pattern in the Curriculum offers to broaden the horizons of education for students much more.		3.31
22	The overall quality of teaching-learning process in the college is very good.		3.45

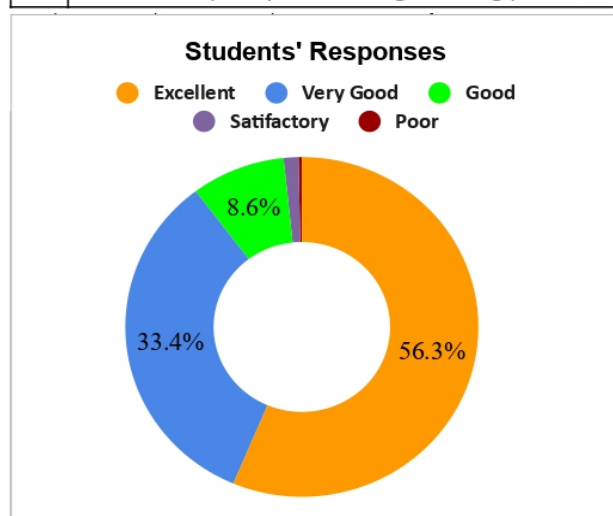
Students' Responses	
Teachers Quality	3.10
Students Learning Experience	3.21
Outreach	3.75
Evaluation Process	3.85
Mentoring	3.47
Promotion of extracurricular and skill based activities	3.49
Feedback on CBCS Curriculum	3.45
Overall TL process	3.45

Students' Responses	
Excellent	49.2%
Very Good	27.2%
Good	11.0%
Satisfactory	7.9%
Poor	

## BOTANY

STUDENTS' SATISFACTION SURVEY (SSS) 2022-23			
DEPARTMENT :	<b>BOTANY</b>		PROGRAMME :
			<b>UG</b>
No. of students participated	<b>30</b>	Average Student Satisfaction Score :	<b>3.65</b>
1	How much of the syllabus was covered in the class room teaching?		3.72
2	How well did the teachers prepare for the classes?		3.85
3	How well were the teachers able to communicate?		3.89
4	The teacher's approach to teaching can best be described as		3.67
5	The department/ teachers use student centric methods, such as experiential learning, participative learning, and problem-solving methodologies( such as study tours/field		3.83
6	Teachers inform you about expected course outcomes and program outcomes.		3.88
7	The teachers illustrate the concepts through examples and applications.		3.81
8	What percentage of teachers use ICT tools such as LCD projector, Multimedia, etc. while teaching.		3.51
9	How do you rate your experience of experimental learning during laboratory sessions?		3.64
10	The College/Department/faculty provides opportunities to participate in Extension and Outreach Activities.		3.69
11	Fairness of the internal evaluation process by the teachers.		3.72
12	Was your performance in assignments discussed with you?		3.59
13	Teachers are able to identify your weaknesses and help you to overcome them.		3.24
14	The teaching and mentoring process through GT scheme in the college facilitates you in cognitive, social and emotional growth.		3.49
15	Your guardian teacher does a necessary follow-up through personal contact or meetings.		3.56
16	The teachers identify your strengths and encourage you with providing right level of challenges.		3.43
17	Teachers encourage you to participate in co-curricular and extracurricular activities.		3.77
18	Efforts are made by the college/ teachers to inculcate soft skills, life skills and employability skills to make you ready for the world of work.		3.64
19	The subject curriculum has a good balance between theory and practicals.		3.72
20	The curriculum benefited me to develop subject knowledge and skills.		3.67
21	The Implementation of the CBCS pattern in the Curriculum offers to broaden the horizons of education for students much more.		3.24
22	The overall quality of teaching-learning process in the college is very good.		3.73



Teachers Quality	3.78
Students Learning Experience	3.73
Outreach	3.69
Evaluation Process	3.65
Mentoring	3.43
Promotion of extracurricular and skill based activities	3.71
Feedback on CBCS Curriculum	3.54
Overall TL process	3.73

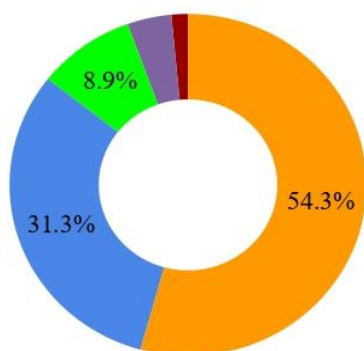


## CHEMISTRY

STUDENTS' SATISFACTION SURVEY (SSS) 2022-23			
DEPARTMENT :	<b>CHEMISTRY</b>	PROGRAMME :	<b>UG</b>
No. of students participated	<b>48</b>	Average Student Satisfaction Score :	<b>3.56</b>
1	How much of the syllabus was covered in the class room teaching?		3.85
2	How well did the teachers prepare for the classes?		3.80
3	How well were the teachers able to communicate?		3.53
4	The teacher's approach to teaching can best be described as		3.63
5	The department/ teachers use student centric methods, such as experiential learning, participative learning, and problem-solving methodologies( such as study tours/field		3.60
6	Teachers inform you about expected course outcomes and program outcomes.		3.63
7	The teachers illustrate the concepts through examples and applications.		3.68
8	What percentage of teachers use ICT tools such as LCD projector, Multimedia, etc. while teaching.		2.95
9	How do you rate your experience of experimental learning during laboratory sessions?		3.63
10	The College/Department/faculty provides opportunities to participate in Extension and Outreach Activities.		3.57
11	Fairness of the internal evaluation process by the teachers.		3.81
12	Was your performance in assignments discussed with you?		3.51
13	Teachers are able to identify your weaknesses and help you to overcome them.		3.30
14	The teaching and mentoring process through GT scheme in the college facilitates you in cognitive, social and emotional growth.		3.50
15	Your guardian teacher does a necessary follow-up through personal contact or meetings.		3.68
16	The teachers identify your strengths and encourage you with providing right level of challenges.		3.48
17	Teachers encourage you to participate in co-curricular and extracurricular activities.		3.58
18	Efforts are made by the college/ teachers to inculcate soft skills, life skills and employability skills to make you ready for the world of work.		3.40
19	The subject curriculum has a good balance between theory and practicals.		3.61
20	The curriculum benefited me to develop subject knowledge and skills.		3.61
21	The Implementation of the CBCS pattern in the Curriculum offers to broaden the horizons of education for students much more.		3.49
22	The overall quality of teaching-learning process in the college is very good.		3.57

Students' Responses

● Excellent    ● Very Good    ● Good  
● Satisfactory    ● Poor



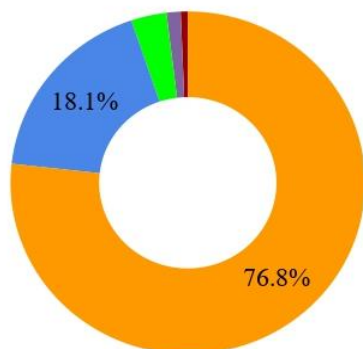
Teachers Quality	3.70
Students Learning Experience	3.50
Outreach	3.57
Evaluation Process	3.66
Mentoring	3.49
Promotion of extracurricular and skill based activities	3.49
Feedback on CBCS Curriculum	3.57
Overall TL process	3.57

## COMPUTER SCIENCE

STUDENTS' SATISFACTION SURVEY (SSS) 2022-23			
DEPARTMENT :	<b>COMPUTER SCIENCE</b>	PROGRAMME :	<b>UG</b>
No. of students participated	<b>7</b>	Average Student Satisfaction Score :	<b>3.82</b>
1	How much of the syllabus was covered in the class room teaching?		3.89
2	How well did the teachers prepare for the classes?		3.83
3	How well were the teachers able to communicate?		3.94
4	The teacher's approach to teaching can best be described as		3.60
5	The department/ teachers use student centric methods, such as experiential learning, participative learning, and problem-solving methodologies( such as study tours/field		3.94
6	Teachers inform you about expected course outcomes and program outcomes.		3.94
7	The teachers illustrate the concepts through examples and applications.		4.00
8	What percentage of teachers use ICT tools such as LCD projector, Multimedia, etc. while teaching.		3.89
9	How do you rate your experience of experimental learning during laboratory sessions?		3.49
10	The College/Department/faculty provides opportunities to participate in Extension and Outreach Activities.		4.00
11	Fairness of the internal evaluation process by the teachers.		4.00
12	Was your performance in assignments discussed with you?		3.83
13	Teachers are able to identify your weaknesses and help you to overcome them.		3.94
14	The teaching and mentoring process through GT scheme in the college facilitates you in cognitive, social and emotional growth.		3.37
15	Your guardian teacher does a necessary follow-up through personal contact or meetings.		3.20
16	The teachers identify your strengths and encourage you with providing right level of challenges.		3.94
17	Teachers encourage you to participate in co-curricular and extracurricular activities.		4.00
18	Efforts are made by the college/ teachers to inculcate soft skills, life skills and employability skills to make you ready for the world of work.		3.66
19	The subject curriculum has a good balance between theory and practicals.		4.00
20	The curriculum benefited me to develop subject knowledge and skills.		3.94
21	The Implementation of the CBCS pattern in the Curriculum offers to broaden the horizons of education for students much more.		3.77
22	The overall quality of teaching-learning process in the college is very good.		3.89

Students' Responses

● Excellent    ● Very Good    ● Good  
● Satisfactory    ● Poor



Teachers Quality	3.81
Students Learning Experience	3.85
Outreach	4.00
Evaluation Process	3.91
Mentoring	3.61
Promotion of extracurricular and skill based activities	3.83
Feedback on CBCS Curriculum	3.90
Overall TL process	3.89

## COMPUTER APPLICATION

STUDENTS' SATISFACTION SURVEY (SSS) 2022-23			
DEPARTMENT :	<b>COMPUTER APPLICATION</b>	PROGRAMME :	<b>UG</b>
No. of students participated	<b>29</b>	Average Student Satisfaction Score :	<b>3.74</b>
1	How much of the syllabus was covered in the class room teaching?		3.79
2	How well did the teachers prepare for the classes?		3.90
3	How well were the teachers able to communicate?		3.79
4	The teacher's approach to teaching can best be described as		3.77
5	The department/ teachers use student centric methods, such as experiential learning, participative learning, and problem-solving methodologies( such as study tours/field		3.63
6	Teachers inform you about expected course outcomes and program outcomes.		3.85
7	The teachers illustrate the concepts through examples and applications.		3.75
8	What percentage of teachers use ICT tools such as LCD projector, Multimedia, etc. while teaching.		3.48
9	How do you rate your experience of experimental learning during laboratory sessions?		3.71
10	The College/Department/faculty provides opportunities to participate in Extension and Outreach Activities.		3.64
11	Fairness of the internal evaluation process by the teachers.		3.89
12	Was your performance in assignments discussed with you?		3.97
13	Teachers are able to identify your weaknesses and help you to overcome them.		3.66
14	The teaching and mentoring process through GT scheme in the college facilitates you in cognitive, social and emotional growth.		3.68
15	Your guardian teacher does a necessary follow-up through personal contact or meetings.		3.86
16	The teachers identify your strengths and encourage you with providing right level of challenges.		3.63
17	Teachers encourage you to participate in co-curricular and extracurricular activities.		3.56
18	Efforts are made by the college/ teachers to inculcate soft skills, life skills and employability skills to make you ready for the world of work.		3.75
19	The subject curriculum has a good balance between theory and practicals.		3.68
20	The curriculum benefited me to develop subject knowledge and skills.		3.66
21	The Implementation of the CBCS pattern in the Curriculum offers to broaden the horizons of education for students much more.		3.82
22	The overall quality of teaching-learning process in the college is very good.		3.82

Students' Responses	
Teachers Quality	3.81
Students Learning Experience	3.68
Outreach	3.64
Evaluation Process	3.93
Mentoring	3.71
Promotion of extracurricular and skill based activities	3.66
Feedback on CBCS Curriculum	3.72
Overall TL process	3.82

**Students' Responses**

● Excellent   
 ● Very Good   
 ● Good  
● Satisfactory   
 ● Poor

The donut chart displays the distribution of student responses. The largest segment is 'Excellent' at 77.0%, followed by 'Very Good' at 14.3%. The remaining segments for 'Good', 'Satisfactory', and 'Poor' are not explicitly labeled with percentages in the image.

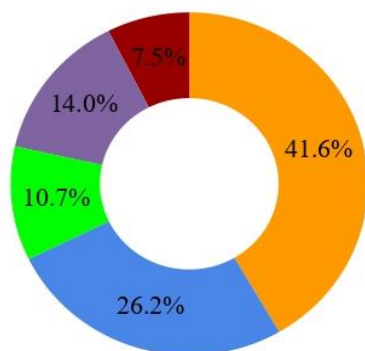
Category	Score
Teachers Quality	3.81
Students Learning Experience	3.68
Outreach	3.64
Evaluation Process	3.93
Mentoring	3.71
Promotion of extracurricular and skill based activities	3.66
Feedback on CBCS Curriculum	3.72
Overall TL process	3.82

## ENVIRONMENTAL SCIENCE

STUDENTS' SATISFACTION SURVEY (SSS) 2022-23			
DEPARTMENT :	<b>ENVIRONMENTAL SCIENCE</b>	PROGRAMME :	<b>UG</b>
No. of students participated	<b>9</b>	Average Student Satisfaction Score :	<b>3.17</b>
1	How much of the syllabus was covered in the class room teaching?		3.96
2	How well did the teachers prepare for the classes?		3.24
3	How well were the teachers able to communicate?		3.07
4	The teacher's approach to teaching can best be described as		2.76
5	The department/ teachers use student centric methods, such as experiential learning, participative learning, and problem-solving methodologies( such as study tours/field		3.33
6	Teachers inform you about expected course outcomes and program outcomes.		3.42
7	The teachers illustrate the concepts through examples and applications.		3.16
8	What percentage of teachers use ICT tools such as LCD projector, Multimedia, etc. while teaching.		3.02
9	How do you rate your experience of experimental learning during laboratory sessions?		2.98
10	The College/Department/faculty provides opportunities to participate in Extension and Outreach Activities.		2.76
11	Fairness of the internal evaluation process by the teachers.		2.89
12	Was your performance in assignments discussed with you?		3.51
13	Teachers are able to identify your weaknesses and help you to overcome them.		3.24
14	The teaching and mentoring process through GT scheme in the college facilitates you in cognitive, social and emotional growth.		3.29
15	Your guardian teacher does a necessary follow-up through personal contact or meetings.		3.29
16	The teachers identify your strengths and encourage you with providing right level of challenges.		3.16
17	Teachers encourage you to participate in co-curricular and extracurricular activities.		2.76
18	Efforts are made by the college/ teachers to inculcate soft skills, life skills and employability skills to make you ready for the world of work.		2.93
19	The subject curriculum has a good balance between theory and practicals.		3.07
20	The curriculum benefited me to develop subject knowledge and skills.		3.29
21	The Implementation of the CBCS pattern in the Curriculum offers to broaden the horizons of education for students much more.		3.33
22	The overall quality of teaching-learning process in the college is very good.		3.29
		Teachers Quality	3.26
		Students Learning Experience	3.18
		Outreach	2.76
		Evaluation Process	3.20
		Mentoring	3.24
		Promotion of extracurricular and skill based activities	2.84
		Feedback on CBCS Curriculum	3.23
		Overall TL process	3.29

## Students' Responses

● Excellent    ● Very Good    ● Good  
● Satisfactory    ● Poor



## GEOLOGY

STUDENTS' SATISFACTION SURVEY (SSS) 2022-23			
DEPARTMENT :	<b>GEOLOGY</b>		PROGRAMME : <b>UG</b>
No. of students participated	<b>50</b>	Average Student Satisfaction Score :	<b>3.75</b>
1	How much of the syllabus was covered in the class room teaching?		3.83
2	How well did the teachers prepare for the classes?		3.78
3	How well were the teachers able to communicate?		3.79
4	The teacher's approach to teaching can best be described as		3.85
5	The department/ teachers use student centric methods, such as experiential learning, participative learning, and problem-solving methodologies( such as study tours/field		3.86
6	Teachers inform you about expected course outcomes and program outcomes.		3.84
7	The teachers illustrate the concepts through examples and applications.		3.86
8	What percentage of teachers use ICT tools such as LCD projector, Multimedia, etc. while teaching.		3.34
9	How do you rate your experience of experimental learning during laboratory sessions?		3.68
10	The College/Department/faculty provides opportunities to participate in Extension and Outreach Activities.		3.67
11	Fairness of the internal evaluation process by the teachers.		3.80
12	Was your performance in assignments discussed with you?		3.78
13	Teachers are able to identify your weaknesses and help you to overcome them.		3.79
14	The teaching and mentoring process through GT scheme in the college facilitates you in cognitive, social and emotional growth.		3.65
15	Your guardian teacher does a necessary follow-up through personal contact or meetings.		3.74
16	The teachers identify your strengths and encourage you with providing right level of challenges.		3.70
17	Teachers encourage you to participate in co-curricular and extracurricular activities.		3.86
18	Efforts are made by the college/ teachers to inculcate soft skills, life skills and employability skills to make you ready for the world of work.		3.83
19	The subject curriculum has a good balance between theory and practicals.		3.75
20	The curriculum benefited me to develop subject knowledge and skills.		3.78
21	The Implementation of the CBCS pattern in the Curriculum offers to broaden the horizons of education for students much more.		3.57
22	The overall quality of teaching-learning process in the college is very good.		3.70

Students' Responses																	
<p>Legend: Excellent (Orange), Very Good (Blue), Good (Green), Satisfactory (Purple), Poor (Red)</p>	<table border="1"> <tbody> <tr><td>Teachers Quality</td><td>3.81</td></tr> <tr><td>Students Learning Experience</td><td>3.72</td></tr> <tr><td>Outreach</td><td>3.67</td></tr> <tr><td>Evaluation Process</td><td>3.79</td></tr> <tr><td>Mentoring</td><td>3.72</td></tr> <tr><td>Promotion of extracurricular and skill based activities</td><td>3.84</td></tr> <tr><td>Feedback on CBCS Curriculum</td><td>3.70</td></tr> <tr><td>Overall TL process</td><td>3.70</td></tr> </tbody> </table>	Teachers Quality	3.81	Students Learning Experience	3.72	Outreach	3.67	Evaluation Process	3.79	Mentoring	3.72	Promotion of extracurricular and skill based activities	3.84	Feedback on CBCS Curriculum	3.70	Overall TL process	3.70
Teachers Quality	3.81																
Students Learning Experience	3.72																
Outreach	3.67																
Evaluation Process	3.79																
Mentoring	3.72																
Promotion of extracurricular and skill based activities	3.84																
Feedback on CBCS Curriculum	3.70																
Overall TL process	3.70																

## LANGUAGES

STUDENTS' SATISFACTION SURVEY (SSS) 2022-23			
DEPARTMENT :	<b>LANGUAGES</b>		PROGRAMME : <b>UG</b>
No. of students participated	<b>60</b>	Average Student Satisfaction Score :	<b>3.63</b>
1	How much of the syllabus was covered in the class room teaching?		3.75
2	How well did the teachers prepare for the classes?		3.72
3	How well were the teachers able to communicate?		3.67
4	The teacher's approach to teaching can best be described as		3.55
5	The department/ teachers use student centric methods, such as experiential learning, participative learning, and problem-solving methodologies( such as study tours/field		3.71
6	Teachers inform you about expected course outcomes and program outcomes.		3.79
7	The teachers illustrate the concepts through examples and applications.		3.72
8	What percentage of teachers use ICT tools such as LCD projector, Multimedia, etc. while teaching.		3.07
9	How do you rate your experience of experimental learning during laboratory sessions?		3.62
10	The College/Department/faculty provides opportunities to participate in Extension and Outreach Activities.		3.56
11	Fairness of the internal evaluation process by the teachers.		3.74
12	Was your performance in assignments discussed with you?		3.68
13	Teachers are able to identify your weaknesses and help you to overcome them.		3.67
14	The teaching and mentoring process through GT scheme in the college facilitates you in cognitive, social and emotional growth.		3.63
15	Your guardian teacher does a necessary follow-up through personal contact or meetings.		3.66
16	The teachers identify your strengths and encourage you with providing right level of challenges.		3.49
17	Teachers encourage you to participate in co-curricular and extracurricular activities.		3.61
18	Efforts are made by the college/ teachers to inculcate soft skills, life skills and employability skills to make you ready for the world of work.		3.65
19	The subject curriculum has a good balance between theory and practicals.		3.61
20	The curriculum benefited me to develop subject knowledge and skills.		3.74
21	The Implementation of the CBCS pattern in the Curriculum offers to broaden the horizons of education for students much more.		3.61
22	The overall quality of teaching-learning process in the college is very good.		3.68

Students' Responses																	
<p> <span style="color: orange;">●</span> Excellent    <span style="color: blue;">●</span> Very Good    <span style="color: green;">●</span> Good  <span style="color: purple;">●</span> Satisfactory    <span style="color: red;">●</span> Poor </p>	<table border="1"> <tbody> <tr><td>Teachers Quality</td><td>3.67</td></tr> <tr><td>Students Learning Experience</td><td>3.58</td></tr> <tr><td>Outreach</td><td>3.56</td></tr> <tr><td>Evaluation Process</td><td>3.71</td></tr> <tr><td>Mentoring</td><td>3.62</td></tr> <tr><td>Promotion of extracurricular and skill based activities</td><td>3.63</td></tr> <tr><td>Feedback on CBCS Curriculum</td><td>3.65</td></tr> <tr><td>Overall TL process</td><td>3.68</td></tr> </tbody> </table>	Teachers Quality	3.67	Students Learning Experience	3.58	Outreach	3.56	Evaluation Process	3.71	Mentoring	3.62	Promotion of extracurricular and skill based activities	3.63	Feedback on CBCS Curriculum	3.65	Overall TL process	3.68
Teachers Quality	3.67																
Students Learning Experience	3.58																
Outreach	3.56																
Evaluation Process	3.71																
Mentoring	3.62																
Promotion of extracurricular and skill based activities	3.63																
Feedback on CBCS Curriculum	3.65																
Overall TL process	3.68																

## MICROBIOLOGY

STUDENTS' SATISFACTION SURVEY (SSS) 2022-23			
DEPARTMENT :	<b>MICROBIOLOGY</b>	PROGRAMME :	<b>UG</b>
No. of students participated	<b>18</b>	Average Student Satisfaction Score :	<b>3.72</b>
1	How much of the syllabus was covered in the class room teaching?		3.78
2	How well did the teachers prepare for the classes?		3.62
3	How well were the teachers able to communicate?		3.78
4	The teacher's approach to teaching can best be described as		3.73
5	The department/ teachers use student centric methods, such as experiential learning, participative learning, and problem-solving methodologies( such as study tours/field		3.84
6	Teachers inform you about expected course outcomes and program outcomes.		3.80
7	The teachers illustrate the concepts through examples and applications.		3.71
8	What percentage of teachers use ICT tools such as LCD projector, Multimedia, etc. while teaching.		3.40
9	How do you rate your experience of experimental learning during laboratory sessions?		3.64
10	The College/Department/faculty provides opportunities to participate in Extension and Outreach Activities.		3.73
11	Fairness of the internal evaluation process by the teachers.		3.87
12	Was your performance in assignments discussed with you?		3.76
13	Teachers are able to identify your weaknesses and help you to overcome them.		3.73
14	The teaching and mentoring process through GT scheme in the college facilitates you in cognitive, social and emotional growth.		3.84
15	Your guardian teacher does a necessary follow-up through personal contact or meetings.		3.89
16	The teachers identify your strengths and encourage you with providing right level of challenges.		3.69
17	Teachers encourage you to participate in co-curricular and extracurricular activities.		3.78
18	Efforts are made by the college/ teachers to inculcate soft skills, life skills and employability skills to make you ready for the world of work.		3.80
19	The subject curriculum has a good balance between theory and practicals.		3.42
20	The curriculum benefited me to develop subject knowledge and skills.		3.73
21	The Implementation of the CBCS pattern in the Curriculum offers to broaden the horizons of education for students much more.		3.51
22	The overall quality of teaching-learning process in the college is very good.		3.82

Students' Responses	
Category	Score
Teachers Quality	3.73
Students Learning Experience	3.68
Outreach	3.73
Evaluation Process	3.81
Mentoring	3.79
Promotion of extracurricular and skill based activities	3.79
Feedback on CBCS Curriculum	3.56
Overall TL process	3.82

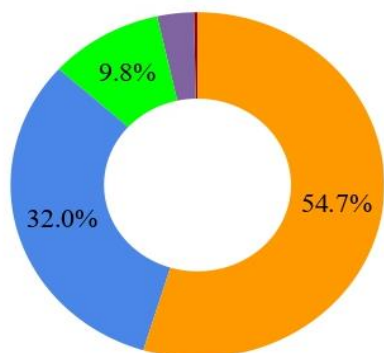
Students' Responses	
Response	Percentage
Excellent	89.4%
Good	7.2%
Satisfactory	
Poor	

## MATHEMATICS

STUDENTS' SATISFACTION SURVEY (SSS) 2022-23			
DEPARTMENT :	<b>MATHEMATICS</b>	PROGRAMME :	<b>UG</b>
No. of students participated	<b>23</b>	Average Student Satisfaction Score :	<b>3.57</b>
1	How much of the syllabus was covered in the class room teaching?		3.65
2	How well did the teachers prepare for the classes?		3.44
3	How well were the teachers able to communicate?		3.55
4	The teacher's approach to teaching can best be described as		3.59
5	The department/ teachers use student centric methods, such as experiential learning, participative learning, and problem-solving methodologies( such as study tours/field		3.77
6	Teachers inform you about expected course outcomes and program outcomes.		3.68
7	The teachers illustrate the concepts through examples and applications.		3.67
8	What percentage of teachers use ICT tools such as LCD projector, Multimedia, etc. while teaching.		3.24
9	How do you rate your experience of experimental learning during laboratory sessions?		3.64
10	The College/Department/faculty provides opportunities to participate in Extension and Outreach Activities.		3.60
11	Fairness of the internal evaluation process by the teachers.		3.52
12	Was your performance in assignments discussed with you?		3.52
13	Teachers are able to identify your weaknesses and help you to overcome them.		3.56
14	The teaching and mentoring process through GT scheme in the college facilitates you in cognitive, social and emotional growth.		3.57
15	Your guardian teacher does a necessary follow-up through personal contact or meetings.		3.68
16	The teachers identify your strengths and encourage you with providing right level of challenges.		3.68
17	Teachers encourage you to participate in co-curricular and extracurricular activities.		3.63
18	Efforts are made by the college/ teachers to inculcate soft skills, life skills and employability skills to make you ready for the world of work.		3.59
19	The subject curriculum has a good balance between theory and practicals.		3.44
20	The curriculum benefited me to develop subject knowledge and skills.		3.37
21	The Implementation of the CBCS pattern in the Curriculum offers to broaden the horizons of education for students much more.		3.60
22	The overall quality of teaching-learning process in the college is very good.		3.61

Students' Responses

● Excellent    ● Very Good    ● Good  
● Satisfactory    ● Poor



Teachers Quality	3.56
Students Learning Experience	3.60
Outreach	3.60
Evaluation Process	3.52
Mentoring	3.62
Promotion of extracurricular and skill based activities	3.61
Feedback on CBCS Curriculum	3.47
Overall TL process	3.61

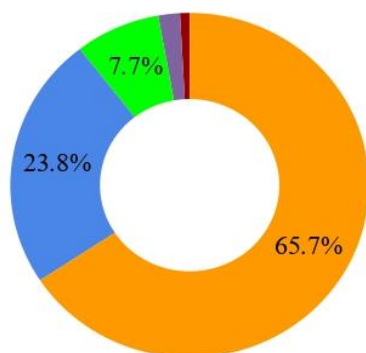


## PHYSICS

STUDENTS' SATISFACTION SURVEY (SSS) 2022-23			
DEPARTMENT :	<b>PHYSICS</b>	PROGRAMME :	<b>UG</b>
No. of students participated	<b>42</b>	Average Student Satisfaction Score :	<b>3.65</b>
1	How much of the syllabus was covered in the class room teaching?		3.90
2	How well did the teachers prepare for the classes?		3.72
3	How well were the teachers able to communicate?		3.55
4	The teacher's approach to teaching can best be described as		3.56
5	The department/ teachers use student centric methods, such as experiential learning, participative learning, and problem-solving methodologies( such as study tours/field		3.55
6	Teachers inform you about expected course outcomes and program outcomes.		3.63
7	The teachers illustrate the concepts through examples and applications.		3.70
8	What percentage of teachers use ICT tools such as LCD projector, Multimedia, etc. while teaching.		3.40
9	How do you rate your experience of experimental learning during laboratory sessions?		3.51
10	The College/Department/faculty provides opportunities to participate in Extension and Outreach Activities.		3.69
11	Fairness of the internal evaluation process by the teachers.		3.82
12	Was your performance in assignments discussed with you?		3.65
13	Teachers are able to identify your weaknesses and help you to overcome them.		3.50
14	The teaching and mentoring process through GT scheme in the college facilitates you in cognitive, social and emotional growth.		3.65
15	Your guardian teacher does a necessary follow-up through personal contact or meetings.		3.75
16	The teachers identify your strengths and encourage you with providing right level of challenges.		3.58
17	Teachers encourage you to participate in co-curricular and extracurricular activities.		3.59
18	Efforts are made by the college/ teachers to inculcate soft skills, life skills and employability skills to make you ready for the world of work.		3.71
19	The subject curriculum has a good balance between theory and practicals.		3.80
20	The curriculum benefited me to develop subject knowledge and skills.		3.80
21	The Implementation of the CBCS pattern in the Curriculum offers to broaden the horizons of education for students much more.		3.69
22	The overall quality of teaching-learning process in the college is very good.		3.64

## Students' Responses

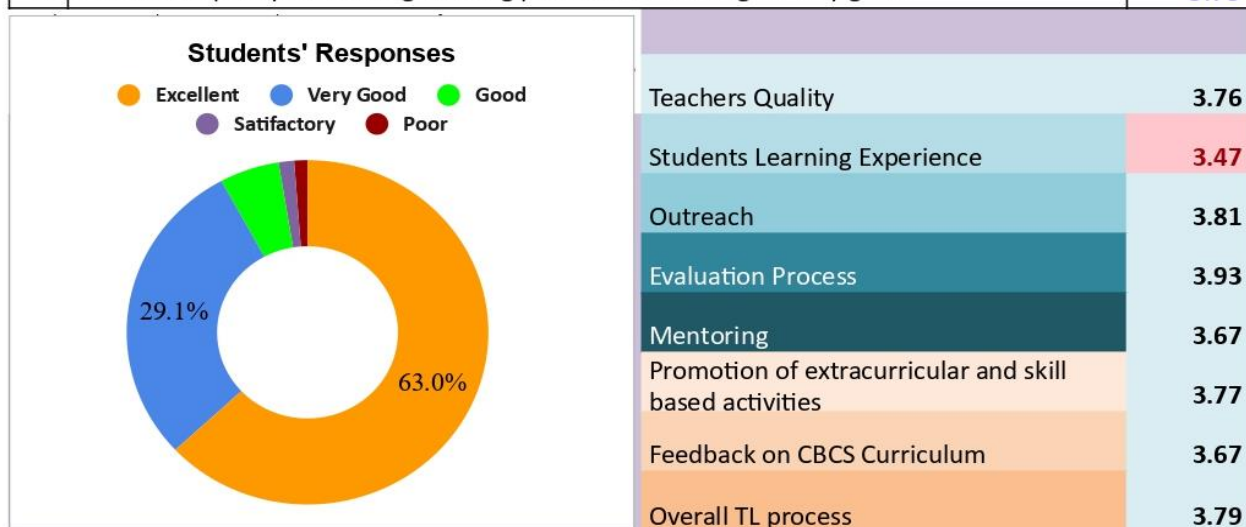
● Excellent    ● Very Good    ● Good  
● Satisfactory    ● Poor



Teachers Quality	3.68
Students Learning Experience	3.56
Outreach	3.69
Evaluation Process	3.73
Mentoring	3.62
Promotion of extracurricular and skill based activities	3.65
Feedback on CBCS Curriculum	3.76
Overall TL process	3.64

## STATISTICS

STUDENTS' SATISFACTION SURVEY (SSS) 2022-23			
DEPARTMENT :	<b>STATISTICS</b>		PROGRAMME : <b>UG</b>
No. of students participated	<b>23</b>	Average Student Satisfaction Score :	<b>3.69</b>
1	How much of the syllabus was covered in the class room teaching?		3.63
2	How well did the teachers prepare for the classes?		3.69
3	How well were the teachers able to communicate?		3.91
4	The teacher's approach to teaching can best be described as		3.79
5	The department/ teachers use student centric methods, such as experiential learning, participative learning, and problem-solving methodologies( such as study tours/field		3.74
6	Teachers inform you about expected course outcomes and program outcomes.		3.84
7	The teachers illustrate the concepts through examples and applications.		3.88
8	What percentage of teachers use ICT tools such as LCD projector, Multimedia, etc. while teaching.		2.77
9	How do you rate your experience of experimental learning during laboratory sessions?		3.13
10	The College/Department/faculty provides opportunities to participate in Extension and Outreach Activities.		3.81
11	Fairness of the internal evaluation process by the teachers.		3.88
12	Was your performance in assignments discussed with you?		3.98
13	Teachers are able to identify your weaknesses and help you to overcome them.		3.70
14	The teaching and mentoring process through GT scheme in the college facilitates you in cognitive, social and emotional growth.		3.60
15	Your guardian teacher does a necessary follow-up through personal contact or meetings.		3.72
16	The teachers identify your strengths and encourage you with providing right level of challenges.		3.67
17	Teachers encourage you to participate in co-curricular and extracurricular activities.		3.81
18	Efforts are made by the college/ teachers to inculcate soft skills, life skills and employability skills to make you ready for the world of work.		3.72
19	The subject curriculum has a good balance between theory and practicals.		3.83
20	The curriculum benefited me to develop subject knowledge and skills.		3.69
21	The Implementation of the CBCS pattern in the Curriculum offers to broaden the horizons of education for students much more.		3.50
22	The overall quality of teaching-learning process in the college is very good.		3.79

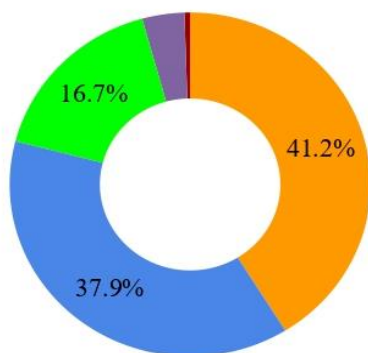


## ZOOLOGY

STUDENTS' SATISFACTION SURVEY (SSS) 2022-23			
DEPARTMENT :	<b>ZOOLOGY</b>		PROGRAMME :
			<b>UG</b>
No. of students participated	<b>18</b>	Average Student Satisfaction Score :	<b>3.37</b>
1	How much of the syllabus was covered in the class room teaching?		3.36
2	How well did the teachers prepare for the classes?		3.64
3	How well were the teachers able to communicate?		3.24
4	The teacher's approach to teaching can best be described as		2.98
5	The department/ teachers use student centric methods, such as experiential learning, participative learning, and problem-solving methodologies( such as study tours/field		3.44
6	Teachers inform you about expected course outcomes and program outcomes.		3.49
7	The teachers illustrate the concepts through examples and applications.		3.33
8	What percentage of teachers use ICT tools such as LCD projector, Multimedia, etc. while teaching.		3.29
9	How do you rate your experience of experimental learning during laboratory sessions?		3.47
10	The College/Department/faculty provides opportunities to participate in Extension and Outreach Activities.		3.56
11	Fairness of the internal evaluation process by the teachers.		3.67
12	Was your performance in assignments discussed with you?		3.31
13	Teachers are able to identify your weaknesses and help you to overcome them.		2.96
14	The teaching and mentoring process through GT scheme in the college facilitates you in cognitive, social and emotional growth.		3.73
15	Your guardian teacher does a necessary follow-up through personal contact or meetings.		3.69
16	The teachers identify your strengths and encourage you with providing right level of challenges.		3.20
17	Teachers encourage you to participate in co-curricular and extracurricular activities.		3.51
18	Efforts are made by the college/ teachers to inculcate soft skills, life skills and employability skills to make you ready for the world of work.		3.29
19	The subject curriculum has a good balance between theory and practicals.		3.42
20	The curriculum benefited me to develop subject knowledge and skills.		3.40
21	The Implementation of the CBCS pattern in the Curriculum offers to broaden the horizons of education for students much more.		2.98
22	The overall quality of teaching-learning process in the college is very good.		3.27

### Students' Responses

● Excellent    ● Very Good    ● Good  
● Satisfactory    ● Poor



Teachers Quality	3.31
Students Learning Experience	3.40
Outreach	3.56
Evaluation Process	3.49
Mentoring	3.39
Promotion of extracurricular and skill based activities	3.40
Feedback on CBCS Curriculum	3.27
Overall TL process	3.27

## Over all Students Satisfaction (M.Sc.)

STUDENTS' SATISFACTION SURVEY			
DEPARTMENT :	OVERALL	PROGRAMME :	PG
No. of students participated	109	Average Student Satisfaction Score :	3.56
1	How much of the syllabus was covered in the class room teaching?		3.45
2	How well did the teachers prepare for the classes?		3.69
3	How well were the teachers able to communicate?		3.71
4	The teacher's approach to teaching can best be described as		3.41
5	The department/ teachers use student centric methods, such as experiential learning, participative learning, and problem-solving methodologies( such as study tours/field		3.59
6	Teachers inform you about expected course outcomes and program outcomes.		3.69
7	The teachers illustrate the concepts through examples and applications.		3.77
8	What percentage of teachers use ICT tools such as LCD projector, Multimedia, etc. while teaching.		3.34
9	How do you rate your experience of experimental learning during laboratory sessions?		3.35
10	The College/Department/faculty provides opportunities to participate in Extension and Outreach Activities.		3.66
11	Fairness of the internal evaluation process by the teachers.		3.67
12	Was your performance in assignments discussed with you?		3.57
13	Teachers are able to identify your weaknesses and help you to overcome them.		3.41
14	The teaching and mentoring process through GT scheme in the college facilitates you in cognitive, social and emotional growth.		3.43
15	Your guardian teacher does a necessary follow-up through personal contact or meetings.		3.53
16	The teachers identify your strengths and encourage you with providing right level of challenges.		3.53
17	Teachers encourage you to participate in co-curricular and extracurricular activities.		3.63
18	Efforts are made by the college/ teachers to inculcate soft skills, life skills and employability skills to make you ready for the world of work.		3.58
19	The subject curriculum has a good balance between theory and practicals.		3.56
20	The curriculum benefited me to develop subject knowledge and skills.		3.56
21	The Implementation of the CBCS pattern in the Curriculum offers to broaden the horizons of education for students much more.		3.61
22	The overall quality of teaching-learning process in the college is very good.		3.54
		Teachers Quality	3.56
		Students Learning Experience	3.55
		Outreach	3.66
		Evaluation Process	3.62
		Mentoring	3.48
		Promotion of extracurricular and skill based activities	3.61
		Feedback on CBCS Curriculum	3.57
		Overall TL process	3.54

**Student' Responses**

● Excellent   
 ● Very Good   
 ● Good  
● Satisfactory   
 ● Poor

Response	Percentage
Excellent	55.4%
Very Good	30.5%
Good	11.4%
Satisfactory	-
Poor	-

Teachers Quality	3.56
Students Learning Experience	3.55
Outreach	3.66
Evaluation Process	3.62
Mentoring	3.48
Promotion of extracurricular and skill based activities	3.61
Feedback on CBCS Curriculum	3.57
Overall TL process	3.54



Department wise Performance Score (M.Sc.)

## BIOINFORMATICS

STUDENTS' SATISFACTION SURVEY			
DEPARTMENT :	<b>BIOINFORMATICS</b>	PROGRAMME :	<b>PG</b>
No. of students participated	<b>22</b>	Average Student Satisfaction Score :	<b>3.67</b>
1	How much of the syllabus was covered in the class room teaching?		3.47
2	How well did the teachers prepare for the classes?		3.71
3	How well were the teachers able to communicate?		3.93
4	The teacher's approach to teaching can best be described as		3.71
5	The department/ teachers use student centric methods, such as experiential learning, participative learning, and problem-solving methodologies( such as study tours/field		3.51
6	Teachers inform you about expected course outcomes and program outcomes.		3.78
7	The teachers illustrate the concepts through examples and applications.		3.87
8	What percentage of teachers use ICT tools such as LCD projector, Multimedia, etc. while teaching.		3.95
9	How do you rate your experience of experimental learning during laboratory sessions?		3.33
10	The College/Department/faculty provides opportunities to participate in Extension and Outreach Activities.		3.67
11	Fairness of the internal evaluation process by the teachers.		3.80
12	Was your performance in assignments discussed with you?		3.64
13	Teachers are able to identify your weaknesses and help you to overcome them.		3.73
14	The teaching and mentoring process through GT scheme in the college facilitates you in cognitive, social and emotional growth.		3.64
15	Your guardian teacher does a necessary follow-up through personal contact or meetings.		3.62
16	The teachers identify your strengths and encourage you with providing right level of challenges.		3.76
17	Teachers encourage you to participate in co-curricular and extracurricular activities.		3.62
18	Efforts are made by the college/ teachers to inculcate soft skills, life skills and employability skills to make you ready for the world of work.		3.53
19	The subject curriculum has a good balance between theory and practicals.		3.73
20	The curriculum benefited me to develop subject knowledge and skills.		3.65
21	The Implementation of the CBCS pattern in the Curriculum offers to broaden the horizons of education for students much more.		3.78
22	The overall quality of teaching-learning process in the college is very good.		3.42

Student' Responses	
● Excellent	● Very Good
● Satisfactory	● Good
● Poor	

The donut chart displays the distribution of student responses. The 'Excellent' category (orange) accounts for 61.2% of the responses, while the 'Very Good' category (blue) accounts for 29.8%. The remaining categories (Satisfactory, Good, and Poor) are represented by very small slices in purple, green, and red respectively.

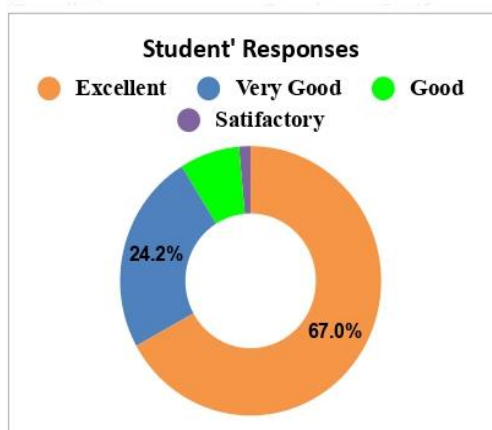
Teachers Quality	3.70
Students Learning Experience	3.69
Outreach	3.67
Evaluation Process	3.72
Mentoring	3.69
Promotion of extracurricular and skill based activities	3.57
Feedback on CBCS Curriculum	3.72
Overall TL process	3.42

## BOTANY

STUDENTS' SATISFACTION SURVEY																				
DEPARTMENT :	<b>BOTANY</b>		PROGRAMME :	<b>PG</b>																
No. of students participated	<b>12</b>	Average Student Satisfaction Score :	<b>3.32</b>																	
1	How much of the syllabus was covered in the class room teaching?			3.07																
2	How well did the teachers prepare for the classes?			3.57																
3	How well were the teachers able to communicate?			3.17																
4	The teacher's approach to teaching can best be described as			2.83																
5	The department/ teachers use student centric methods, such as experiential learning, participative learning, and problem-solving methodologies( such as study tours/field			3.70																
6	Teachers inform you about expected course outcomes and program outcomes.			3.57																
7	The teachers illustrate the concepts through examples and applications.			3.53																
8	What percentage of teachers use ICT tools such as LCD projector, Multimedia, etc. while teaching.			3.40																
9	How do you rate your experience of experimental learning during laboratory sessions?			3.37																
10	The College/Department/faculty provides opportunities to participate in Extension and Outreach Activities.			3.57																
11	Fairness of the internal evaluation process by the teachers.			3.47																
12	Was your performance in assignments discussed with you?			3.53																
13	Teachers are able to identify your weaknesses and help you to overcome them.			3.00																
14	The teaching and mentoring process through GT scheme in the college facilitates you in cognitive, social and emotional growth.			2.97																
15	Your guardian teacher does a necessary follow-up through personal contact or meetings.			3.33																
16	The teachers identify your strengths and encourage you with providing right level of challenges.			3.40																
17	Teachers encourage you to participate in co-curricular and extracurricular activities.			3.27																
18	Efforts are made by the college/ teachers to inculcate soft skills, life skills and employability skills to make you ready for the world of work.			3.37																
19	The subject curriculum has a good balance between theory and practicals.			3.37																
20	The curriculum benefited me to develop subject knowledge and skills.			3.37																
21	The Implementation of the CBCS pattern in the Curriculum offers to broaden the horizons of education for students much more.			3.03																
22	The overall quality of teaching-learning process in the college is very good.			3.27																
<div style="display: flex; justify-content: space-between;"> <div style="width: 45%;"> <p><b>Student' Responses</b></p> <p> <span style="color: orange;">●</span> Excellent    <span style="color: blue;">●</span> Very Good    <span style="color: green;">●</span> Good  <span style="color: purple;">●</span> Satisfactory    <span style="color: red;">●</span> Poor         </p> </div> <div style="width: 45%;"> <table border="1"> <tbody> <tr><td>Teachers Quality</td><td>3.16</td></tr> <tr><td>Students Learning Experience</td><td>3.51</td></tr> <tr><td>Outreach</td><td>3.57</td></tr> <tr><td>Evaluation Process</td><td>3.50</td></tr> <tr><td>Mentoring</td><td>3.18</td></tr> <tr><td>Promotion of extracurricular and skill based activities</td><td>3.32</td></tr> <tr><td>Feedback on CBCS Curriculum</td><td>3.26</td></tr> <tr><td>Overall TL process</td><td>3.27</td></tr> </tbody> </table> </div> </div>					Teachers Quality	3.16	Students Learning Experience	3.51	Outreach	3.57	Evaluation Process	3.50	Mentoring	3.18	Promotion of extracurricular and skill based activities	3.32	Feedback on CBCS Curriculum	3.26	Overall TL process	3.27
Teachers Quality	3.16																			
Students Learning Experience	3.51																			
Outreach	3.57																			
Evaluation Process	3.50																			
Mentoring	3.18																			
Promotion of extracurricular and skill based activities	3.32																			
Feedback on CBCS Curriculum	3.26																			
Overall TL process	3.27																			

## CHEMISTRY

STUDENTS' SATISFACTION SURVEY			
DEPARTMENT :	CHEMISTRY		PROGRAMME :
No. of students participated	19	Average Student Satisfaction Score :	3.71
1	How much of the syllabus was covered in the class room teaching?		3.68
2	How well did the teachers prepare for the classes?		3.87
3	How well were the teachers able to communicate?		3.85
4	The teacher's approach to teaching can best be described as		3.77
5	The department/ teachers use student centric methods, such as experiential learning, participative learning, and problem-solving methodologies( such as study tours/field		3.83
6	Teachers inform you about expected course outcomes and program outcomes.		3.77
7	The teachers illustrate the concepts through examples and applications.		3.92
8	What percentage of teachers use ICT tools such as LCD projector, Multimedia, etc. while teaching.		3.20
9	How do you rate your experience of experimental learning during laboratory sessions?		3.66
10	The College/Department/faculty provides opportunities to participate in Extension and Outreach Activities.		3.85
11	Fairness of the internal evaluation process by the teachers.		3.83
12	Was your performance in assignments discussed with you?		3.68
13	Teachers are able to identify your weaknesses and help you to overcome them.		3.52
14	The teaching and mentoring process through GT scheme in the college facilitates you in cognitive, social and emotional growth.		3.56
15	Your guardian teacher does a necessary follow-up through personal contact or meetings.		3.58
16	The teachers identify your strengths and encourage you with providing right level of challenges.		3.60
17	Teachers encourage you to participate in co-curricular and extracurricular activities.		3.83
18	Efforts are made by the college/ teachers to inculcate soft skills, life skills and employability skills to make you ready for the world of work.		3.79
19	The subject curriculum has a good balance between theory and practicals.		3.62
20	The curriculum benefited me to develop subject knowledge and skills.		3.60
21	The Implementation of the CBCS pattern in the Curriculum offers to broaden the horizons of education for students much more.		3.87
22	The overall quality of teaching-learning process in the college is very good.		3.71



Teachers Quality	3.79
Students Learning Experience	3.68
Outreach	3.85
Evaluation Process	3.76
Mentoring	3.56
Promotion of extracurricular and skill based activities	3.81
Feedback on CBCS Curriculum	3.70
Overall TL process	3.71



## COMPUTER SOFTWARE

STUDENTS' SATISFACTION SURVEY			
DEPARTMENT :	<b>COMPUTER SOFTWARE</b>	PROGRAMME :	<b>PG</b>
No. of students participated	<b>2</b>	Average Student Satisfaction Score :	<b>3.81</b>
1	How much of the syllabus was covered in the class room teaching?		3.80
2	How well did the teachers prepare for the classes?		3.60
3	How well were the teachers able to communicate?		3.00
4	The teacher's approach to teaching can best be described as		4.00
5	The department/ teachers use student centric methods, such as experiential learning, participative learning, and problem-solving methodologies( such as study tours/field		4.00
6	Teachers inform you about expected course outcomes and program outcomes.		4.00
7	The teachers illustrate the concepts through examples and applications.		4.00
8	What percentage of teachers use ICT tools such as LCD projector, Multimedia, etc. while teaching.		3.80
9	How do you rate your experience of experimental learning during laboratory sessions?		3.00
10	The College/Department/faculty provides opportunities to participate in Extension and Outreach Activities.		3.00
11	Fairness of the internal evaluation process by the teachers.		4.00
12	Was your performance in assignments discussed with you?		4.00
13	Teachers are able to identify your weaknesses and help you to overcome them.		4.00
14	The teaching and mentoring process through GT scheme in the college facilitates you in cognitive, social and emotional growth.		3.80
15	Your guardian teacher does a necessary follow-up through personal contact or meetings.		4.00
16	The teachers identify your strengths and encourage you with providing right level of challenges.		4.00
17	Teachers encourage you to participate in co-curricular and extracurricular activities.		3.80
18	Efforts are made by the college/ teachers to inculcate soft skills, life skills and employability skills to make you ready for the world of work.		4.00
19	The subject curriculum has a good balance between theory and practicals.		4.00
20	The curriculum benefited me to develop subject knowledge and skills.		4.00
21	The Implementation of the CBCS pattern in the Curriculum offers to broaden the horizons of education for students much more.		4.00
22	The overall quality of teaching-learning process in the college is very good.		4.00

Student' Responses		
Excellent	Very Good	Good
79.5%	13.6%	

Teachers Quality	3.60
Students Learning Experience	3.76
Outreach	3.00
Evaluation Process	4.00
Mentoring	3.95
Promotion of extracurricular and skill based activities	3.90
Feedback on CBCS Curriculum	4.00
Overall TL process	4.00

## ENVIRONMENTAL SCIENCE

STUDENTS' SATISFACTION SURVEY			
DEPARTMENT :	<b>ENVIRONMENTAL SCIENCE</b>	PROGRAMME :	<b>PG</b>
No. of students participated	<b>15</b>	Average Student Satisfaction Score :	<b>3.54</b>
1	How much of the syllabus was covered in the class room teaching?		3.44
2	How well did the teachers prepare for the classes?		3.47
3	How well were the teachers able to communicate?		3.44
4	The teacher's approach to teaching can best be described as		3.36
5	The department/ teachers use student centric methods, such as experiential learning, participative learning, and problem-solving methodologies( such as study tours/field		3.63
6	Teachers inform you about expected course outcomes and program outcomes.		3.65
7	The teachers illustrate the concepts through examples and applications.		3.71
8	What percentage of teachers use ICT tools such as LCD projector, Multimedia, etc. while teaching.		3.79
9	How do you rate your experience of experimental learning during laboratory sessions?		3.41
10	The College/Department/faculty provides opportunities to participate in Extension and Outreach Activities.		3.71
11	Fairness of the internal evaluation process by the teachers.		3.49
12	Was your performance in assignments discussed with you?		3.40
13	Teachers are able to identify your weaknesses and help you to overcome them.		3.35
14	The teaching and mentoring process through GT scheme in the college facilitates you in cognitive, social and emotional growth.		3.63
15	Your guardian teacher does a necessary follow-up through personal contact or meetings.		3.65
16	The teachers identify your strengths and encourage you with providing right level of challenges.		3.45
17	Teachers encourage you to participate in co-curricular and extracurricular activities.		3.55
18	Efforts are made by the college/ teachers to inculcate soft skills, life skills and employability skills to make you ready for the world of work.		3.65
19	The subject curriculum has a good balance between theory and practicals.		3.52
20	The curriculum benefited me to develop subject knowledge and skills.		3.55
21	The Implementation of the CBCS pattern in the Curriculum offers to broaden the horizons of education for students much more.		3.55
22	The overall quality of teaching-learning process in the college is very good.		3.52
		Teachers Quality	3.43
		Students Learning Experience	3.64
		Outreach	3.71
		Evaluation Process	3.44
		Mentoring	3.52
		Promotion of extracurricular and skill based activities	3.60
		Feedback on CBCS Curriculum	3.54
		Overall TL process	3.52

Student' Responses	
Excellent	63.0%
Very Good	17.3%
Good	16.1%
Satisfactory	
Poor	

## MICROBIOLOGY

STUDENTS' SATISFACTION SURVEY			
DEPARTMENT :	<b>MICROBIOLOGY</b>	PROGRAMME :	<b>PG</b>
No. of students participated	<b>15</b>	Average Student Satisfaction Score :	<b>3.55</b>
1	How much of the syllabus was covered in the class room teaching?		3.33
2	How well did the teachers prepare for the classes?		3.71
3	How well were the teachers able to communicate?		3.87
4	The teacher's approach to teaching can best be described as		3.31
5	The department/ teachers use student centric methods, such as experiential learning, participative learning, and problem-solving methodologies( such as study tours/field		3.49
6	Teachers inform you about expected course outcomes and program outcomes.		3.49
7	The teachers illustrate the concepts through examples and applications.		3.89
8	What percentage of teachers use ICT tools such as LCD projector, Multimedia, etc. while teaching.		2.96
9	How do you rate your experience of experimental learning during laboratory sessions?		3.41
10	The College/Department/faculty provides opportunities to participate in Extension and Outreach Activities.		3.79
11	Fairness of the internal evaluation process by the teachers.		3.71
12	Was your performance in assignments discussed with you?		3.87
13	Teachers are able to identify your weaknesses and help you to overcome them.		3.55
14	The teaching and mentoring process through GT scheme in the college facilitates you in cognitive, social and emotional growth.		3.44
15	Your guardian teacher does a necessary follow-up through personal contact or meetings.		3.44
16	The teachers identify your strengths and encourage you with providing right level of challenges.		3.65
17	Teachers encourage you to participate in co-curricular and extracurricular activities.		3.60
18	Efforts are made by the college/ teachers to inculcate soft skills, life skills and employability skills to make you ready for the world of work.		3.39
19	The subject curriculum has a good balance between theory and practicals.		3.55
20	The curriculum benefited me to develop subject knowledge and skills.		3.39
21	The Implementation of the CBCS pattern in the Curriculum offers to broaden the horizons of education for students much more.		3.76
22	The overall quality of teaching-learning process in the college is very good.		3.49

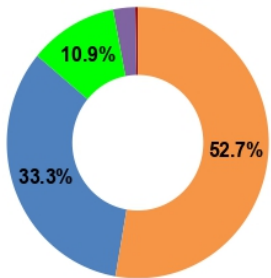
  

Student' Responses	
Teachers Quality	3.55
Students Learning Experience	3.45
Outreach	3.79
Evaluation Process	3.79
Mentoring	3.52
Promotion of extracurricular and skill based activities	3.49
Feedback on CBCS Curriculum	3.56
Overall TL process	3.49

**Student' Responses**

● Very Good   
 ● Good   
 ● Satisfactory  
● Poor   
 ●

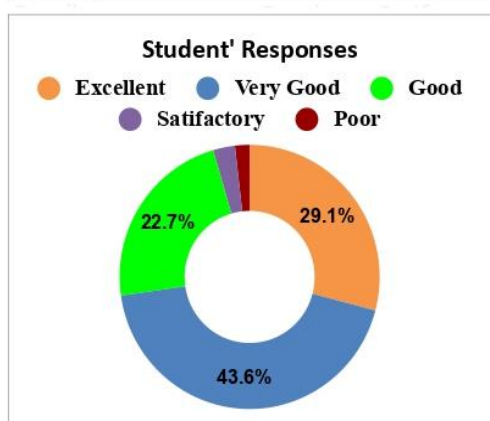


52.7%  
33.3%  
10.9%

Student' Responses	
Teachers Quality	3.55
Students Learning Experience	3.45
Outreach	3.79
Evaluation Process	3.79
Mentoring	3.52
Promotion of extracurricular and skill based activities	3.49
Feedback on CBCS Curriculum	3.56
Overall TL process	3.49

## MATHEMATICS

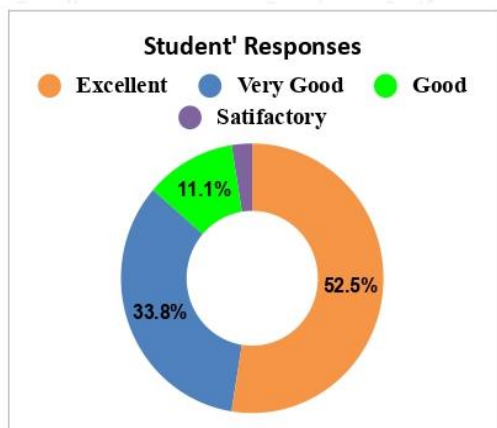
STUDENTS' SATISFACTION SURVEY				
DEPARTMENT :	<b>MATHEMATICS</b>		PROGRAMME :	<b>PG</b>
No. of students participated	<b>5</b>	Average Student Satisfaction Score :	<b>3.21</b>	
1	How much of the syllabus was covered in the class room teaching?			3.60
2	How well did the teachers prepare for the classes?			3.60
3	How well were the teachers able to communicate?			3.60
4	The teacher's approach to teaching can best be described as			2.32
5	The department/ teachers use student centric methods, such as experiential learning, participative learning, and problem-solving methodologies( such as study tours/field			2.08
6	Teachers inform you about expected course outcomes and program outcomes.			3.04
7	The teachers illustrate the concepts through examples and applications.			2.72
8	What percentage of teachers use ICT tools such as LCD projector, Multimedia, etc. while teaching.			2.16
9	How do you rate your experience of experimental learning during laboratory sessions?			1.52
10	The College/Department/faculty provides opportunities to participate in Extension and Outreach Activities.			3.04
11	Fairness of the internal evaluation process by the teachers.			3.92
12	Was your performance in assignments discussed with you?			3.84
13	Teachers are able to identify your weaknesses and help you to overcome them.			3.92
14	The teaching and mentoring process through GT scheme in the college facilitates you in cognitive, social and emotional growth.			3.76
15	Your guardian teacher does a necessary follow-up through personal contact or meetings.			3.84
16	The teachers identify your strengths and encourage you with providing right level of challenges.			3.84
17	Teachers encourage you to participate in co-curricular and extracurricular activities.			3.68
18	Efforts are made by the college/ teachers to inculcate soft skills, life skills and employability skills to make you ready for the world of work.			3.36
19	The subject curriculum has a good balance between theory and practicals.			3.36
20	The curriculum benefited me to develop subject knowledge and skills.			3.36
21	The Implementation of the CBCS pattern in the Curriculum offers to broaden the horizons of education for students much more.			2.64
22	The overall quality of teaching-learning process in the college is very good.			3.44



Teachers Quality	3.28
Students Learning Experience	2.30
Outreach	3.04
Evaluation Process	3.88
Mentoring	3.84
Promotion of extracurricular and skill based activities	3.52
Feedback on CBCS Curriculum	3.12
Overall TL process	3.44

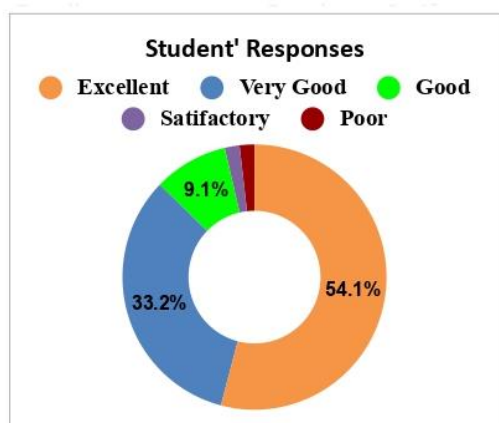
## PHYSICS

STUDENTS' SATISFACTION SURVEY				
DEPARTMENT :	PHYSICS		PROGRAMME :	PG
No. of students participated	9		Average Student Satisfaction Score :	3.56
1	How much of the syllabus was covered in the class room teaching?			3.51
2	How well did the teachers prepare for the classes?			3.78
3	How well were the teachers able to communicate?			3.96
4	The teacher's approach to teaching can best be described as			3.38
5	The department/ teachers use student centric methods, such as experiential learning, participative learning, and problem-solving methodologies( such as study tours/field			3.78
6	Teachers inform you about expected course outcomes and program outcomes.			3.91
7	The teachers illustrate the concepts through examples and applications.			3.87
8	What percentage of teachers use ICT tools such as LCD projector, Multimedia, etc. while teaching.			3.02
9	How do you rate your experience of experimental learning during laboratory sessions?			3.73
10	The College/Department/faculty provides opportunities to participate in Extension and Outreach Activities.			3.51
11	Fairness of the internal evaluation process by the teachers.			3.87
12	Was your performance in assignments discussed with you?			3.33
13	Teachers are able to identify your weaknesses and help you to overcome them.			3.47
14	The teaching and mentoring process through GT scheme in the college facilitates you in cognitive, social and emotional growth.			3.11
15	Your guardian teacher does a necessary follow-up through personal contact or meetings.			3.38
16	The teachers identify your strengths and encourage you with providing right level of challenges.			3.60
17	Teachers encourage you to participate in co-curricular and extracurricular activities.			3.69
18	Efforts are made by the college/ teachers to inculcate soft skills, life skills and employability skills to make you ready for the world of work.			3.64
19	The subject curriculum has a good balance between theory and practicals.			3.07
20	The curriculum benefited me to develop subject knowledge and skills.			3.47
21	The Implementation of the CBCS pattern in the Curriculum offers to broaden the horizons of education for students much more.			3.47
22	The overall quality of teaching-learning process in the college is very good.			3.82
Teachers Quality				3.66
Students Learning Experience				3.66
Outreach				3.51
Evaluation Process				3.60
Mentoring				3.39
Promotion of extracurricular and skill based activities				3.67
Feedback on CBCS Curriculum				3.33
Overall TL process				3.82



## ZOOLOGY

STUDENTS' SATISFACTION SURVEY				
DEPARTMENT :	ZOOLOGY		PROGRAMME :	PG
No. of students participated	10	Average Student Satisfaction Score :	3.55	
1	How much of the syllabus was covered in the class room teaching?			3.40
2	How well did the teachers prepare for the classes?			3.76
3	How well were the teachers able to communicate?			3.76
4	The teacher's approach to teaching can best be described as			3.40
5	The department/ teachers use student centric methods, such as experiential learning, participative learning, and problem-solving methodologies( such as study tours/field			3.76
6	Teachers inform you about expected course outcomes and program outcomes.			3.92
7	The teachers illustrate the concepts through examples and applications.			3.84
8	What percentage of teachers use ICT tools such as LCD projector, Multimedia, etc. while teaching.			2.92
9	How do you rate your experience of experimental learning during laboratory sessions?			3.24
10	The College/Department/faculty provides opportunities to participate in Extension and Outreach Activities.			3.64
11	Fairness of the internal evaluation process by the teachers.			3.56
12	Was your performance in assignments discussed with you?			3.40
13	Teachers are able to identify your weaknesses and help you to overcome them.			3.16
14	The teaching and mentoring process through GT scheme in the college facilitates you in cognitive, social and emotional growth.			3.08
15	Your guardian teacher does a necessary follow-up through personal contact or meetings.			3.36
16	The teachers identify your strengths and encourage you with providing right level of challenges.			3.36
17	Teachers encourage you to participate in co-curricular and extracurricular activities.			3.80
18	Efforts are made by the college/ teachers to inculcate soft skills, life skills and employability skills to make you ready for the world of work.			3.68
19	The subject curriculum has a good balance between theory and practicals.			3.84
20	The curriculum benefited me to develop subject knowledge and skills.			3.84
21	The Implementation of the CBCS pattern in the Curriculum offers to broaden the horizons of education for students much more.			3.80
22	The overall quality of teaching-learning process in the college is very good.			3.68

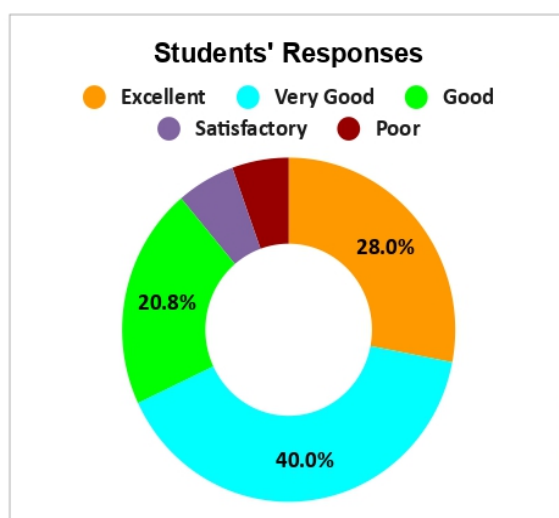


Teachers Quality	3.58
Students Learning Experience	3.54
Outreach	3.64
Evaluation Process	3.48
Mentoring	3.24
Promotion of extracurricular and skill based activities	3.74
Feedback on CBCS Curriculum	3.83
Overall TL process	3.68



Performance Score (B.C.A.)

STUDENTS' SATISFACTION SURVEY			
DEPARTMENT :	BCA	PROGRAMME :	UG
No. of students participated	24	Average Student Satisfaction Score :	3.01
1	How much of the syllabus was covered in the class room teaching?		2.78
2	How well did the teachers prepare for the classes?		3.47
3	How well were the teachers able to communicate?		3.57
4	The teacher's approach to teaching can best be described as		2.87
5	The department/ teachers use student centric methods, such as experiential learning, participative learning, and problem-solving methodologies( such as study tours/field		2.60
6	Teachers inform you about expected course outcomes and program outcomes.		3.25
7	The teachers illustrate the concepts through examples and applications.		3.17
8	What percentage of teachers use ICT tools such as LCD projector, Multimedia, etc. while teaching.		2.10
9	How do you rate your experience of experimental learning during laboratory sessions?		2.97
10	The College/Department/faculty provides opportunities to participate in Extension and Outreach Activities.		3.48
11	Fairness of the internal evaluation process by the teachers.		3.30
12	Was your performance in assignments discussed with you?		3.23
13	Teachers are able to identify your weaknesses and help you to overcome them.		2.65
14	The teaching and mentoring process through GT scheme in the college facilitates you in cognitive, social and emotional growth.		3.02
15	Your guardian teacher does a necessary follow-up through personal contact or meetings.		3.32
16	The teachers identify your strengths and encourage you with providing right level of challenges.		2.75
17	Teachers encourage you to participate in co-curricular and extracurricular activities.		2.93
18	Efforts are made by the college/ teachers to inculcate soft skills, life skills and employability skills to make you ready for the world of work.		2.72
19	The subject curriculum has a good balance between theory and practicals.		2.97
20	The curriculum benefited me to develop subject knowledge and skills.		3.07
21	The Implementation of the CBCS pattern in the Curriculum offers to broaden the horizons of education for students much more.		2.98
22	The overall quality of teaching-learning process in the college is very good.		2.97



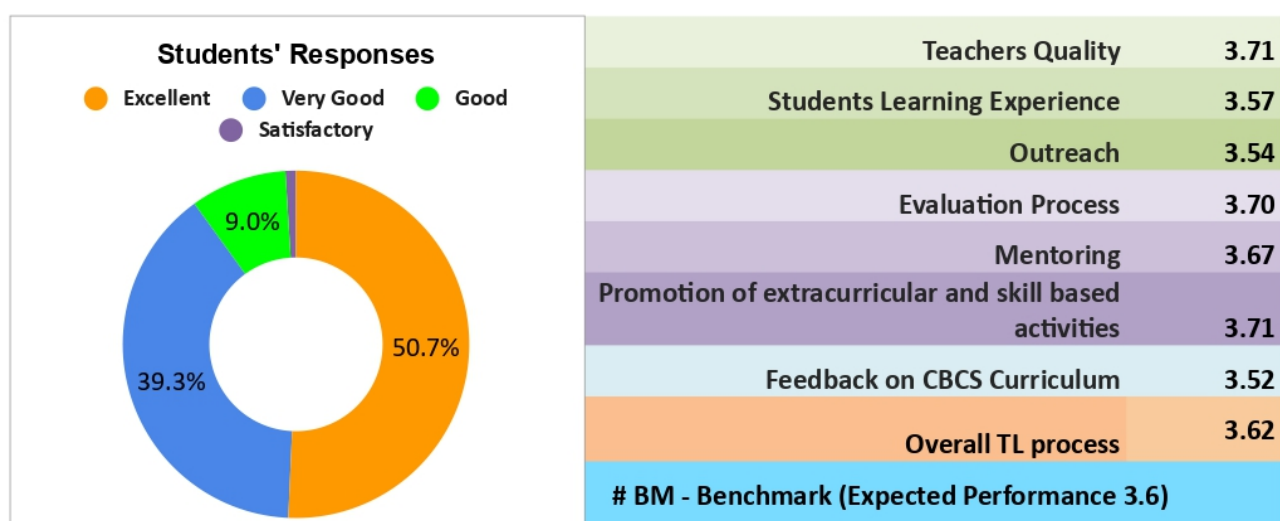
Teachers Quality	3.17
Students Learning Experience	2.82
Outreach	3.48
Evaluation Process	3.27
Mentoring	2.93
Promotion of extracurricular and skill based activities	2.83
Feedback on CBCS Curriculum	3.01
Overall TL process	2.97
<b># BM - Benchmark (Expected Performance 3.3)</b>	





Performance Score (B. Voc. Forensic)

STUDENTS' SATISFACTION SURVEY			
DEPARTMENT :	B. Voc. (Forensic)	PROGRAMME :	UG
No. of students participated	51	Average Student Satisfaction Score :	3.63
1	How much of the syllabus was covered in the class room teaching?		3.83
2	How well did the teachers prepare for the classes?		3.76
3	How well were the teachers able to communicate?		3.73
4	The teacher's approach to teaching can best be described as		3.51
5	The department/ teachers use student centric methods, such as experiential learning, participative learning, and problem-solving methodologies( such as study tours/field		3.51
6	Teachers inform you about expected course outcomes and program outcomes.		3.69
7	The teachers illustrate the concepts through examples and applications.		3.72
8	What percentage of teachers use ICT tools such as LCD projector, Multimedia, etc. while teaching.		3.50
9	How do you rate your experience of experimental learning during laboratory sessions?		3.41
10	The College/Department/faculty provides opportunities to participate in Extension and Outreach Activities.		3.54
11	Fairness of the internal evaluation process by the teachers.		3.73
12	Was your performance in assignments discussed with you?		3.66
13	Teachers are able to identify your weaknesses and help you to overcome them.		3.64
14	The teaching and mentoring process through GT scheme in the college facilitates you in cognitive, social and emotional growth.		3.64
15	Your guardian teacher does a necessary follow-up through personal contact or meetings.		3.76
16	The teachers identify your strengths and encourage you with providing right level of challenges.		3.65
17	Teachers encourage you to participate in co-curricular and extracurricular activities.		3.73
18	Efforts are made by the college/ teachers to inculcate soft skills, life skills and employability skills to make you ready for the world of work.		3.69
19	The subject curriculum has a good balance between theory and practicals.		3.62
20	The curriculum benefited me to develop subject knowledge and skills.		3.52
21	The Implementation of the CBCS pattern in the Curriculum offers to broaden the horizons of education for students much more.		3.40
22	The overall quality of teaching-learning process in the college is very good.		3.62



## Committee's Observations and Suggestions on Department wise Performance Score

---

### B.Sc. Program

- ✓ As per the target score for B.Sc. program, few Departments failed to chase the target of 3.5. These departments are expected to be serious about their score and should improve it in next session.
- ✓ The departments are advised to identify the questions for which the score is below 3.5 and prepare the plan of action to improve their performance.
- ✓ The committee suggest that all departments should have to enhance outreach activities.
- ✓ The committee is of the opinion that average scores of **'Mentoring Support to Students'** and **'Students Learning Experience'** is sounding the alarm.

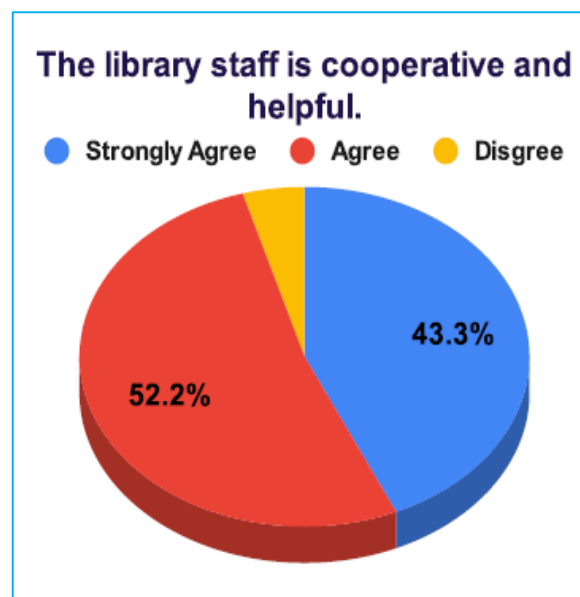
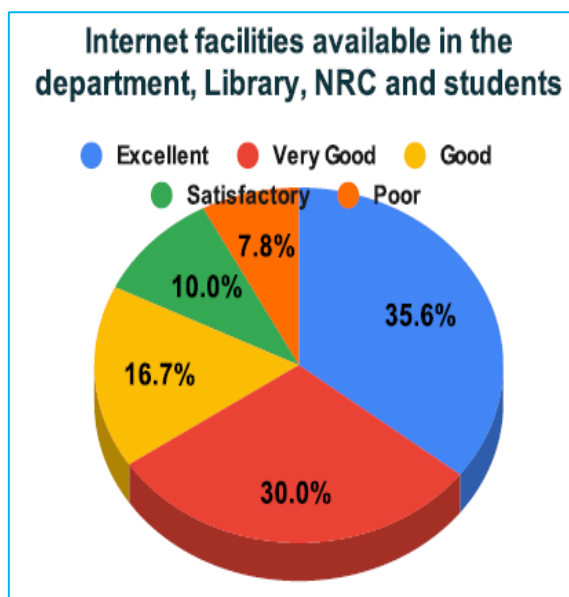
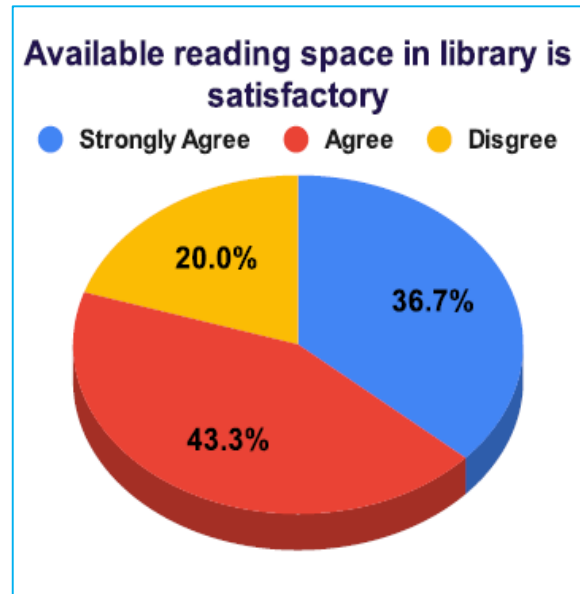
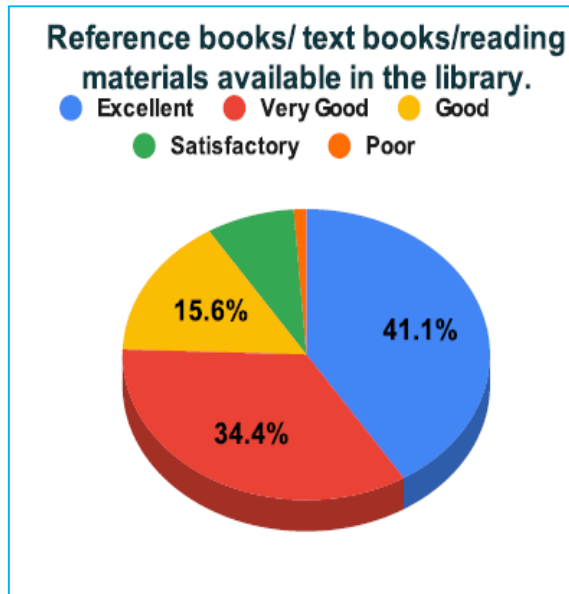
### B.C.A. and B. Voc. Program

- ✓ As far as these UG programs are concern, students' satisfaction score for B.Voc. Program is quite higher than the target score. While it is unexpectedly lower for B.C.A. program.

### M.Sc. Program

- ✓ As far as these PG programs are concern, students' satisfaction scores for M.Sc. Botany, Bioinformatics and Mathematics programs are alarming. The departments should have to develop their strategies to upgrade the score.

## Feedback on Facilities and Support Services



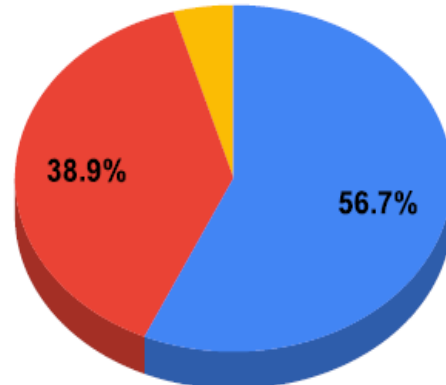
**Availability and accessibility of online educational resources available in**

● Excellent ● Very Good ● Good  
● Satisfactory ● Poor



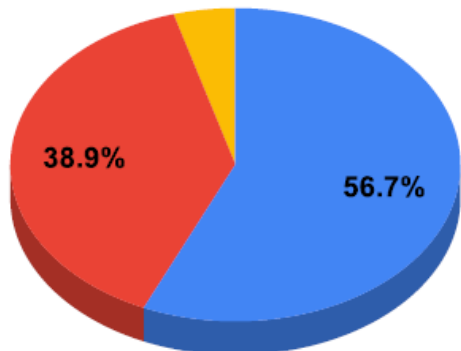
**The office staff and non-teaching staff of the department are helpful**

● Strongly Agree ● Agree ● Disagree



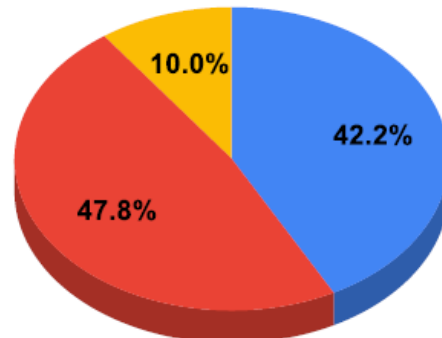
**Internal assessment marks are displayed on time**

● Strongly Agree ● Agree ● Disagree



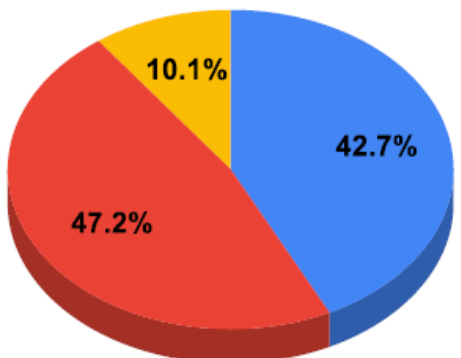
**Toilets/washrooms are hygienic and properly maintained.**

● Strongly Agree ● Agree ● Disagree



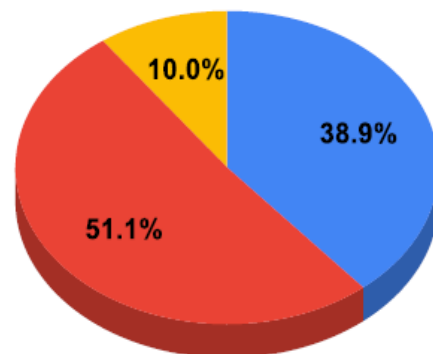
**Grievances/problems are redressed/solved well in time.**

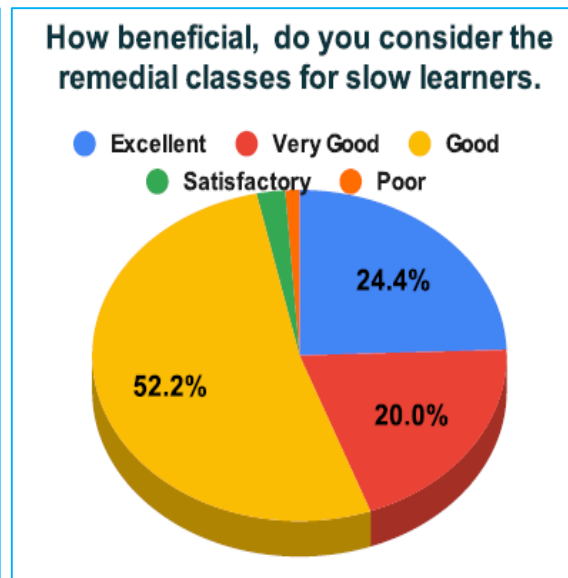
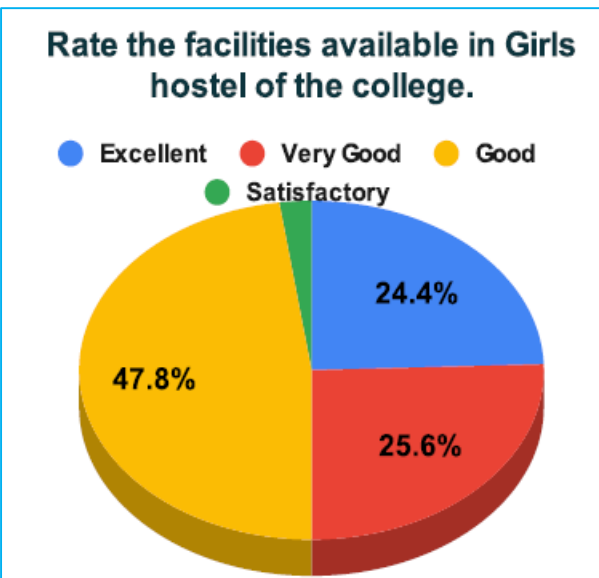
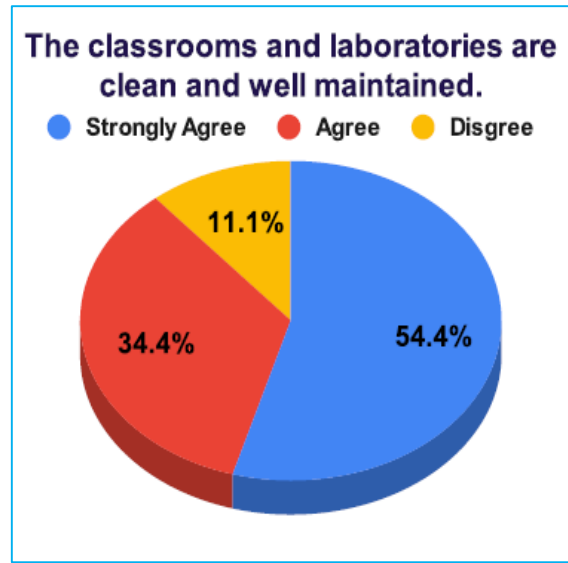
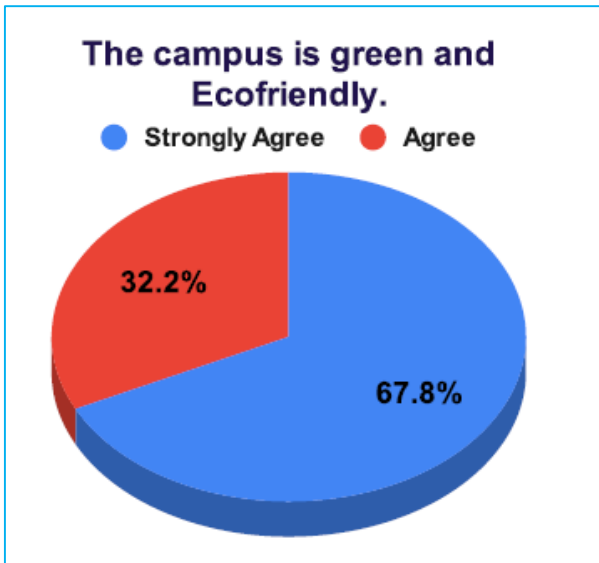
● Strongly Agree ● Agree ● Disagree

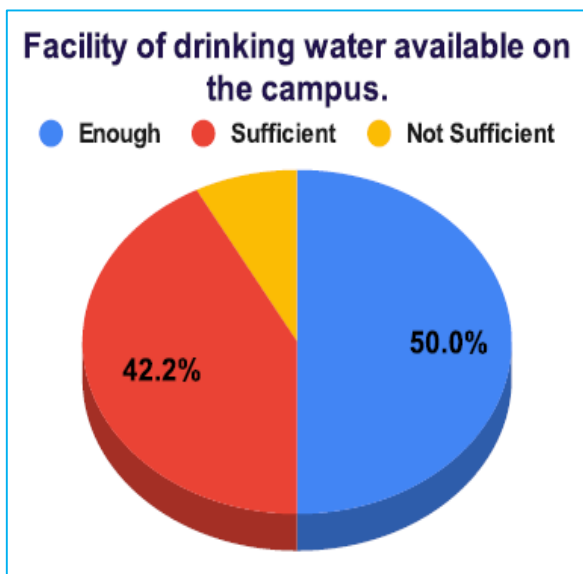
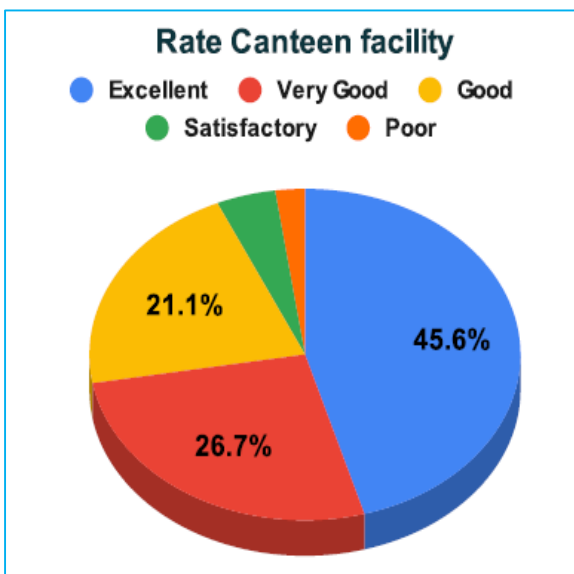
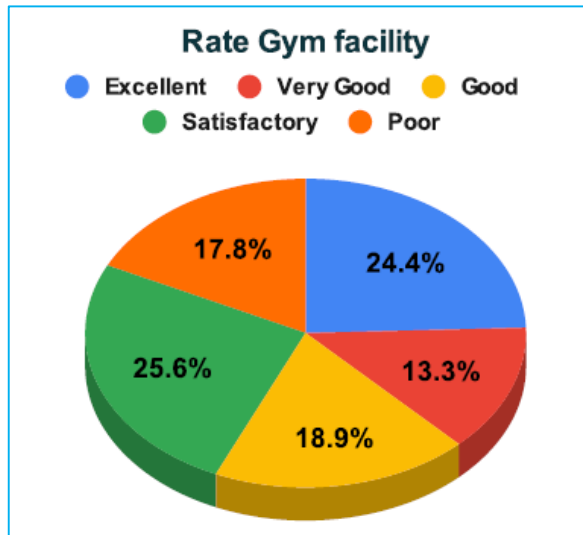
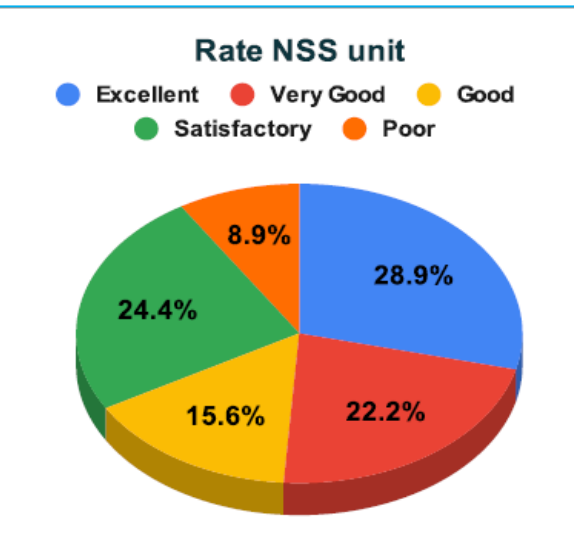
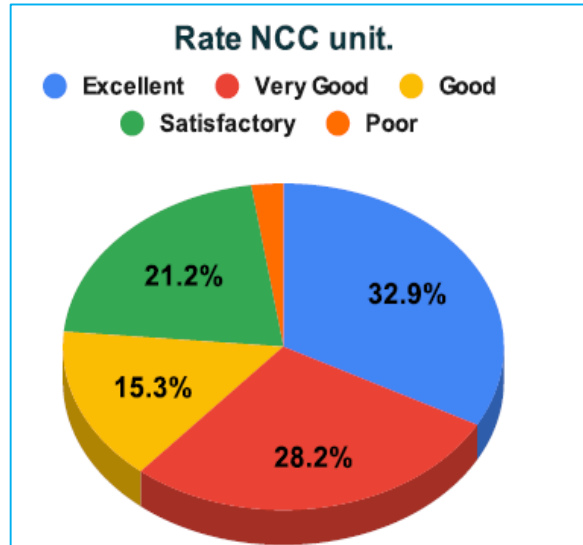
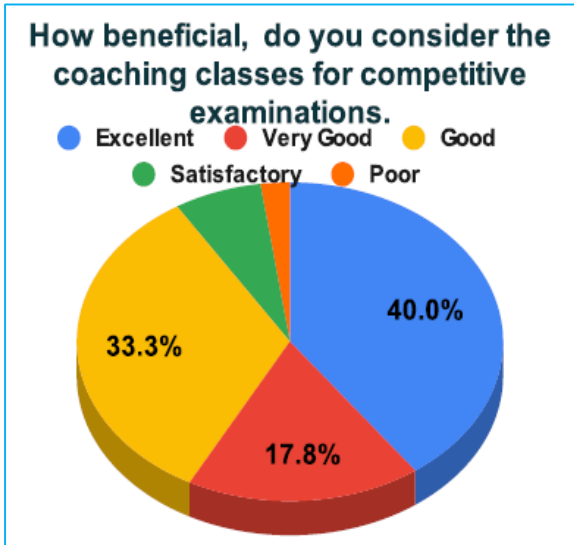


**The functioning of the placement cell (s) in the college is satisfactory.**

● Strongly Agree ● Agree ● Disagree







## Committee's Observations and Suggestions on Facilities and Support Services

---

The committee has meticulously analysed the feedback from students concerning the Institute's Facilities and Support Services. As a result, we propose suggestions aimed at enhancing the overall quality, accessibility, and effectiveness of both facilities and support services. These recommendations are intended to foster a more supportive and conducive environment for student development and success.

- ✓ Evaluate the condition and adequacy of facilities like classrooms, labs, libraries, recreational areas, etc.
- ✓ Renovations or improvements in infrastructure to meet modern standards and accommodate growing student needs and number.
- ✓ Review the availability, accessibility, and transparency of scholarship programs and financial aid for students.
- ✓ Assess the efficiency and effectiveness of administrative and clerical support services offered to students.
- ✓ Analyze the performance, industry connections, and effectiveness of the placement cell in securing job opportunities for students.

**Convener**  
**College Feedback Committee**





## SHRI SHIVAJI SCIENCE COLLEGE, AMRAVATI

NAAC Accredited by Grade A<sup>+</sup> with CGPA 3.42 (4<sup>th</sup> Cycle)  
UGC awarded status of CPE (2<sup>nd</sup> Phase), NIRF Ranking 2022 & 2023- Rank Band  
151 - 200 ISO 9001:2015 Certified. Identified by DST, Govt. of India for FIST and  
Sant Gadge Baba Amravati University as Lead College

# Feedback on CBCS Curriculum from Teachers

## 2022-23

B.Sc. , B.C.A., B.VOC.(Forensic Science) and M.Sc Programs

## Contents

---

<b>FEEDBACK SUMMARY .....</b>	<b>2</b>
<b>Feedback of Teachers on UG CBCS Curriculum 2022-23 .....</b>	<b>3</b>
<b>Feedback of Teachers on PG CBCS Curriculum 2022-23.....</b>	<b>6</b>
<b>Committee's Observations and Suggestions.....</b>	<b>9</b>

## FEEDBACK SUMMARY

---

Since teachers interact with the curriculum on a daily basis. Their insights can provide valuable information on how well the curriculum aligns with the learning objectives, teaching methods, and student needs. They can assess if the content is engaging, relevant, and conducive to student learning. Teachers often identify gaps or areas where the curriculum might lack clarity, depth, or relevance. Their feedback helps pinpoint areas that need improvement or modification to better meet the educational standards and address the diverse needs of students.

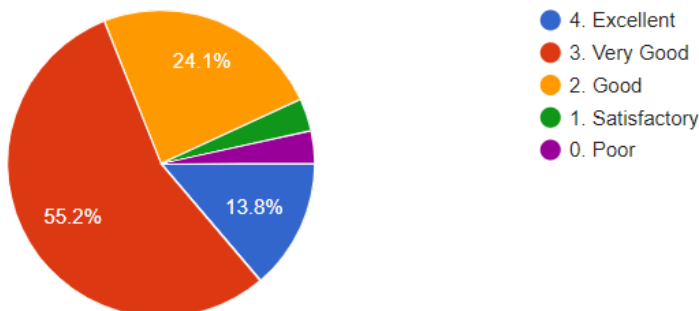
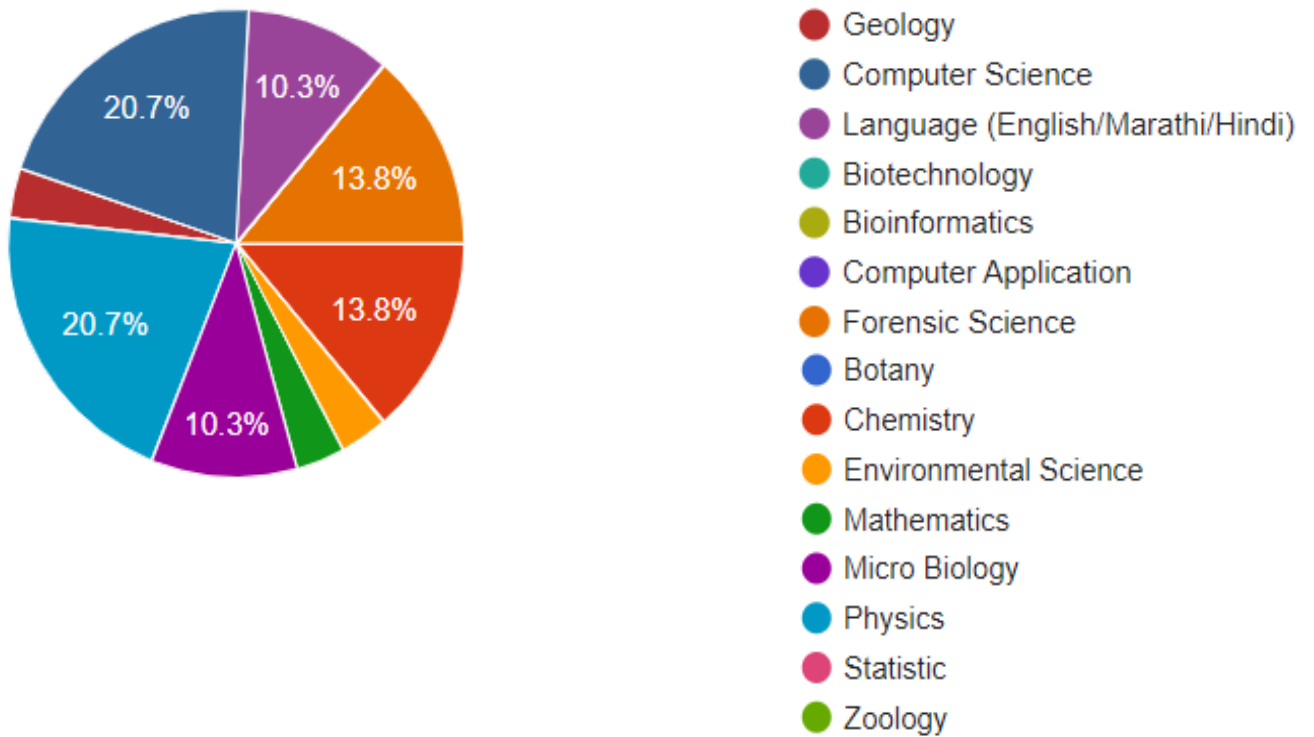
Curriculum development is an ongoing process. Teacher feedback serves as a catalyst for continuous improvement, enabling curriculum designers to refine materials, update content, and incorporate new teaching strategies based on real-world classroom experiences.

Shri Shivaji Science College, Amravati has conducted online survey from the UG as well as PG teachers to seek their opinions and ratings based on the various aspects of the curriculum of the subjects taught in the college through the thoughtfully crafted questions, regarding to the newly implemented (2022-23) Choice Based Credit System (CBCS) by the university.

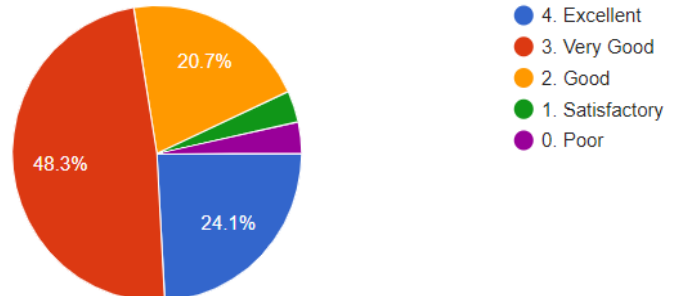
The report includes the committee's overall observations and recommendations for further improvement in the UG and PG curriculum. The same is communicated to the respective Board of Studies for the subjects to review and consider.

## Feedback of Teachers on UG CBCS Curriculum 2022-23

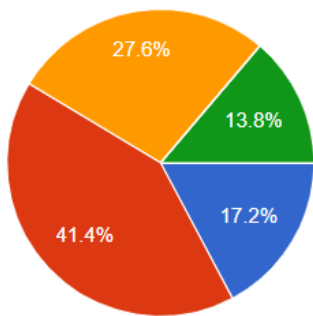
The teachers of the following subjects participated in the survey



Rate your opinion on the relevancy/ sufficiency of the courses on latest trends in the subject.

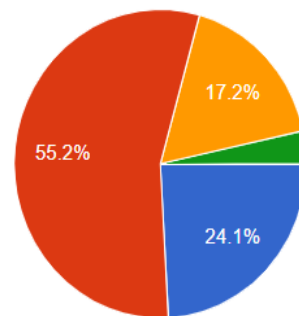


Rate the appropriateness of the sequence of courses provided in the curriculum.



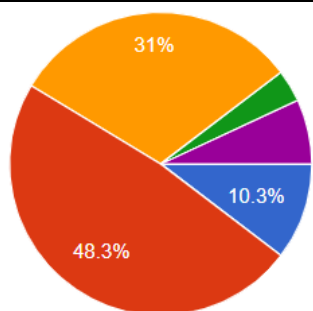
- 4. Excellent
- 3. Very Good
- 2. Good
- 1. Satisfactory
- 0. Poor

Rate the inclusion of value added courses/ soft skill training/ domain specific electives for enhancing constructive learning.



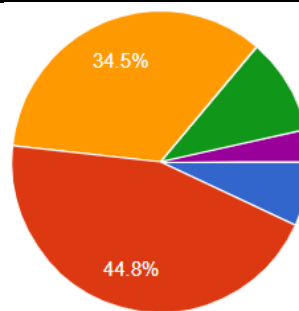
- 4. Excellent
- 3. Very Good
- 2. Good
- 1. Satisfactory
- 0. Poor

Rate the appropriate balance in theory and laboratory aspects of the courses in the curriculum.



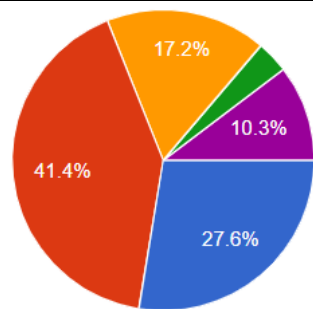
- 4. Excellent
- 3. Very Good
- 2. Good
- 1. Satisfactory
- 0. Poor

Rate the experiences gained by the students through Projects/ Internships/ Certifications facilitated more Employability skills/ Communication skills/ Confidence.



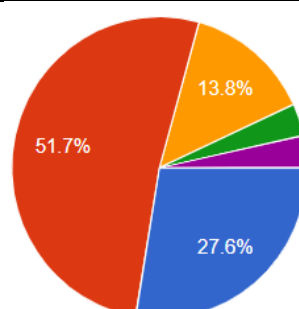
- 4. Excellent
- 3. Very Good
- 2. Good
- 1. Satisfactory
- 0. Poor

Rate the scope of the curriculum for acquiring strong knowledge and intellect on the specific domains through electives/CBCS/ Value Added Courses/ Certifications, etc.



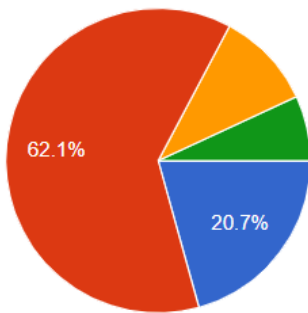
- 4. Excellent
- 3. Very Good
- 2. Good
- 1. Satisfactory
- 0. Poor

Rate the liberty given to the teacher to contribute his/her ideas in course revision, curriculum design, development and innovative pedagogical initiatives.



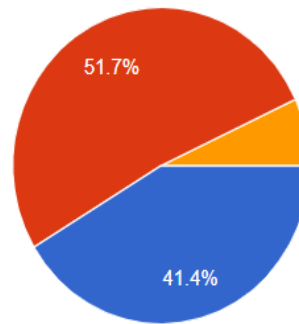
- 4. Excellent
- 3. Very Good
- 2. Good
- 1. Satisfactory
- 0. Poor

Rate the clarity of the learning outcomes of the course and the process of their assessment and evaluation.



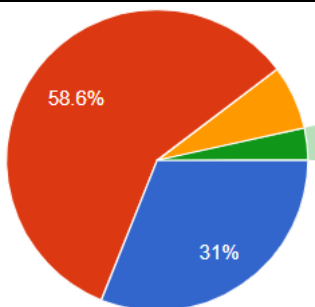
- 4. Excellent
- 3. Very Good
- 2. Good
- 1. Satisfactory
- 0. Poor

Rate the various platforms and opportunities facilitated by the Institution for effective curriculum delivery.



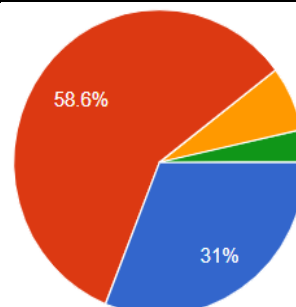
- 4. Excellent
- 3. Very Good
- 2. Good
- 1. Satisfactory
- 0. Poor

Rate the academic initiatives of the department contributing towards achieving the Mission and Vision of the institution.



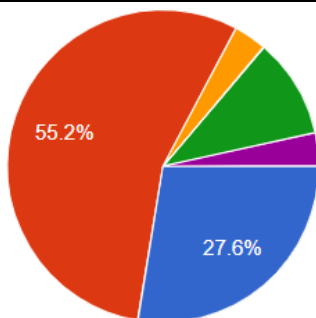
- 4. Excellent
- 3. Very Good
- 2. Good
- 1. Satisfactory
- 0. Poor

Rate the liberty to the teacher to adopt new techniques of teaching such as seminars, GDs, virtual labs, presentations and simulations.



- 4. Excellent
- 3. Very Good
- 2. Good
- 1. Satisfactory
- 0. Poor

Rate the liberty to the teacher to adopt new techniques for assessment and evaluation.

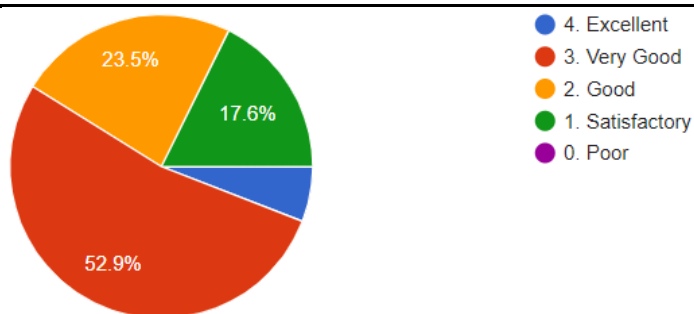
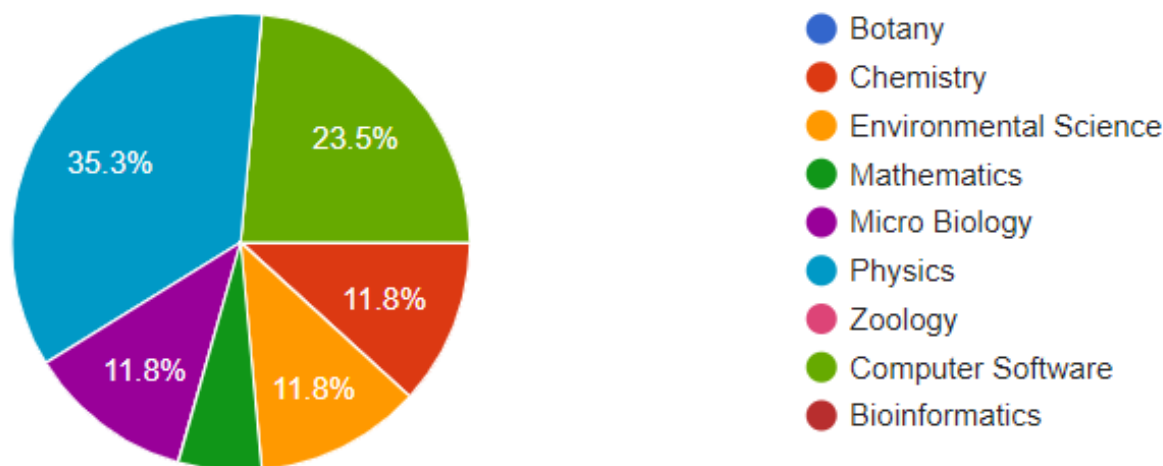


- 4. Excellent
- 3. Very Good
- 2. Good
- 1. Satisfactory
- 0. Poor

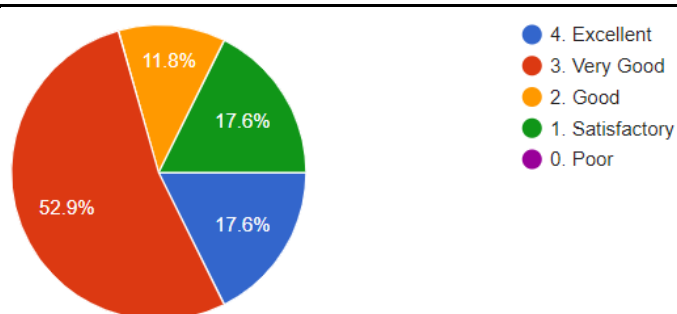
Rate the aptness of the period of the semesters to cover the curriculum of the courses.

## Feedback of Teachers on PG CBCS Curriculum 2022-23

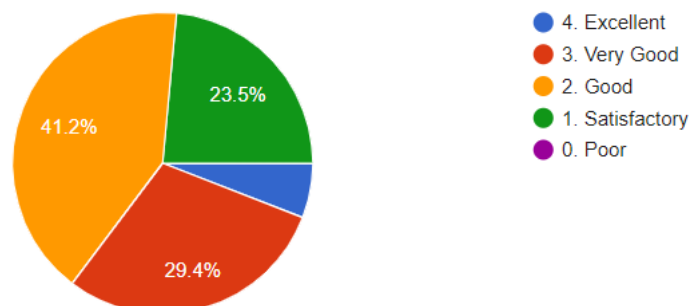
The teachers of the following subjects participated in the survey



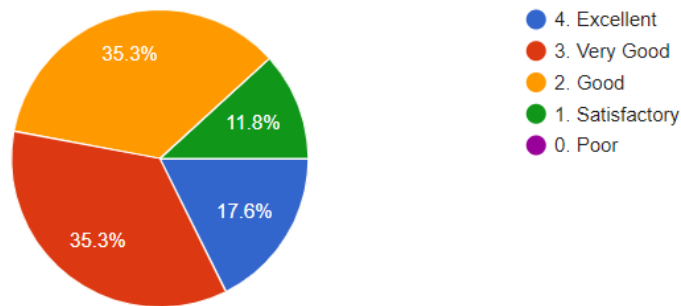
Rate your opinion on the relevancy/ sufficiency of the courses on latest trends in the subject.



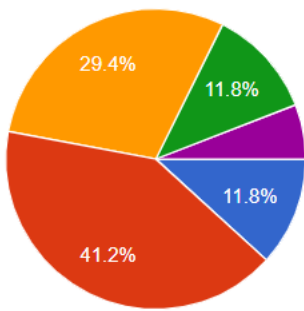
Rate the appropriateness of the sequence of courses provided in the curriculum.



Rate the inclusion of value added courses/ soft skill training/ domain specific electives for enhancing constructive learning.

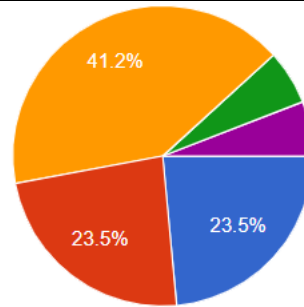


Rate the appropriate balance in theory and laboratory aspects of the courses in the curriculum.



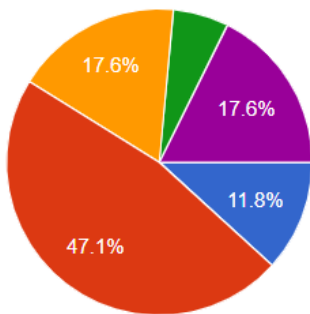
- 4. Excellent
- 3. Very Good
- 2. Good
- 1. Satisfactory
- 0. Poor

Rate the experiences gained by the students through Projects/ Internships/ Certifications facilitated more Employability skills/ Communication skills/ Confidence.



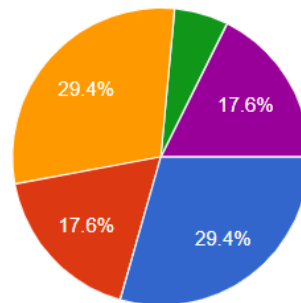
- 4. Excellent
- 3. Very Good
- 2. Good
- 1. Satisfactory
- 0. Poor

Rate the scope of the curriculum for acquiring strong knowledge and intellect on the specific domains through electives/CBCS/ Value Added Courses/ Certifications, etc.



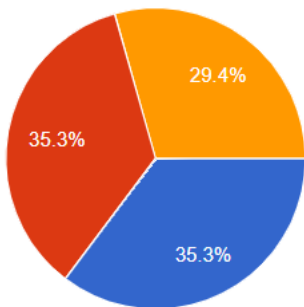
- 4. Excellent
- 3. Very Good
- 2. Good
- 1. Satisfactory
- 0. Poor

Rate the liberty given to the teacher to contribute his/her ideas in course revision, curriculum design, development and innovative pedagogical initiatives.



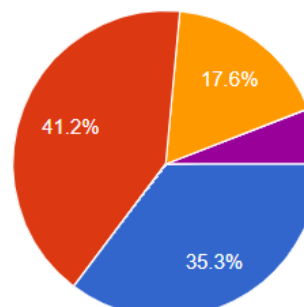
- 4. Excellent
- 3. Very Good
- 2. Good
- 1. Satisfactory
- 0. Poor

Rate the clarity of the learning outcomes of the course and the process of their assessment and evaluation.



- 4. Excellent
- 3. Very Good
- 2. Good
- 1. Satisfactory
- 0. Poor

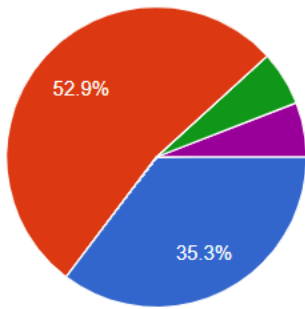
Rate the various platforms and opportunities facilitated by the Institution for effective curriculum delivery.



- 4. Excellent
- 3. Very Good
- 2. Good
- 1. Satisfactory
- 0. Poor

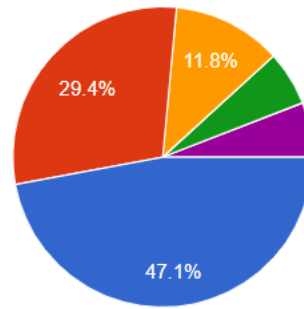
Rate the academic initiatives of the department contributing towards achieving the Mission and Vision of the institution.





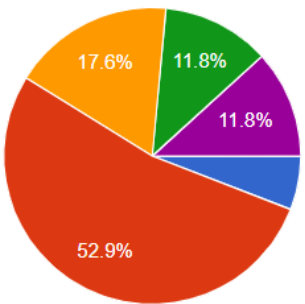
- 4. Excellent
- 3. Very Good
- 2. Good
- 1. Satisfactory
- 0. Poor

Rate the liberty to the teacher to adopt new techniques of teaching such as seminars, GDs, virtual labs, presentations and simulations.



- 4. Excellent
- 3. Very Good
- 2. Good
- 1. Satisfactory
- 0. Poor

Rate the liberty to the teacher to adopt new techniques for assessment and evaluation.



- 4. Excellent
- 3. Very Good
- 2. Good
- 1. Satisfactory
- 0. Poor

Rate the aptness of the period of the semesters to cover the curriculum of the courses.

## Committee's Observations and Suggestions

---

Continuous evaluation and adjusting the CBCS system based on the feedback and experiences of teachers and students is crucial. It's an ongoing learning journey where making iterative changes can greatly improve the curriculum's effectiveness. The feedback collected from teachers regarding CBCS curriculum highlighted some significant concerns notably *the limited semester span that restricts the comprehensive exploration of the curriculum*. Additionally, there were suggestions for *incorporating value-added courses, enhancing soft skill training, and introducing domain-specific electives to enrich the educational experience*. Following are some specific observations and suggestions made by the feedback committee.

### Observations:

- Teachers have noticed that students have varied learning paces and preferences.
- Creating assessments that fairly evaluate diverse learning choices can be complex.
- Certain courses or modules may require more resources or specific teaching methodologies.
- Ensuring that the chosen courses align with the overall learning objectives could be challenging.

### Suggestions:

- Conduct pilot programs to test modifications before implementing them system-wide.
- Create platforms for teachers to share best practices, resources, and experiences with implementing CBCS.

**Convener**  
**College Feedback Committee**



## SHRI SHIVAJI SCIENCE COLLEGE, AMRAVATI

NAAC Accredited by Grade A<sup>+</sup> with CGPA 3.42 (4<sup>th</sup> Cycle)  
UGC awarded status of CPE (2<sup>nd</sup> Phase), NIRF Ranking 2022 & 2023- Rank Band  
151 - 200 ISO 9001:2015 Certified. Identified by DST, Govt. of India for FIST and  
Sant Gadge Baba Amravati University as Lead College

# Feedback from Alumni

# 2022-23

## Contents

<b>Feedback Summary</b> .....	2
<b>General Feedback</b> .....	3
<b>Feedback on Curriculum</b> .....	8
<b>Committee’s Observations and Suggestions</b> .....	11

## Feedback Summary

---

Feedback from alumni can be incredibly valuable for an institution or program. They often provide insights into the strengths and weaknesses of the educational experience, shedding light on areas that need improvement or highlighting what worked well.

The college has exercised the feedback survey from the alumni of the college in order to implement constructive changes which are necessary to enhance the overall educational experience for future students.

Feedback questionnaire for alumni based on the following points:

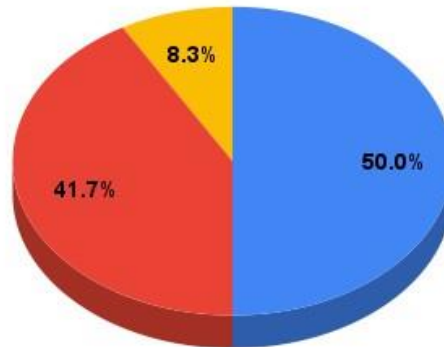
- Academic Experience
- Facilities and Resources
- Support Services
- Networking and Community
- Career Outcomes

## General Feedback

---

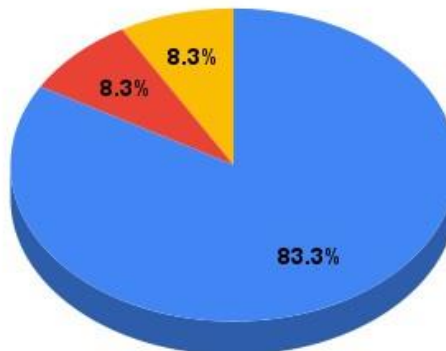
How was the Admission Procedure of the college?

● Very Good ● Good ● Satisfactory



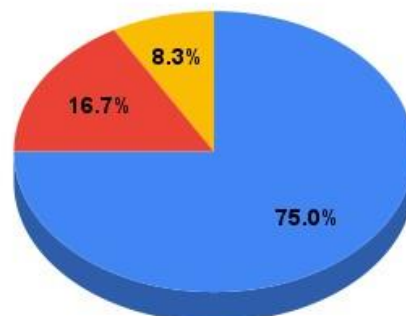
How was the Learning Environment?

● Very Good ● Good ● Satisfactory



Rate the Infrastructure & Lab facilities available on college campus.

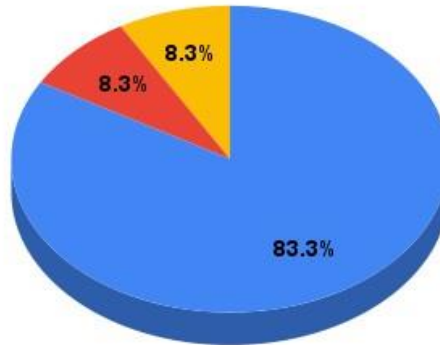
● Very Good ● Good ● Satisfactory



---

**Rate the teaching faculty.**

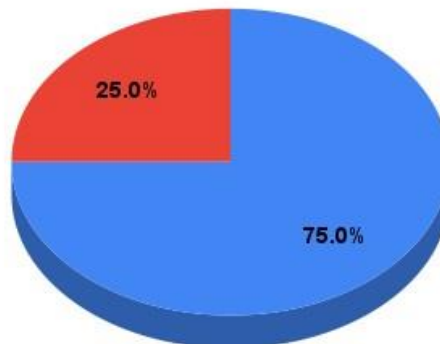
● Very Good ● Good ● Satisfactory



---

**Rate the quality of support services on campus.**

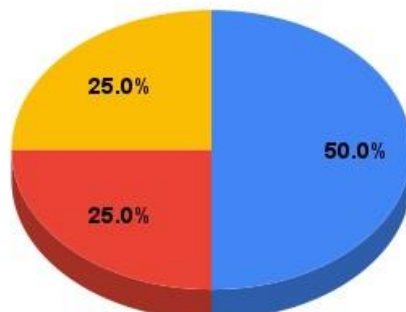
● Very Good ● Good



---

**Rate the Extension and Social Programmes organised in the college.**

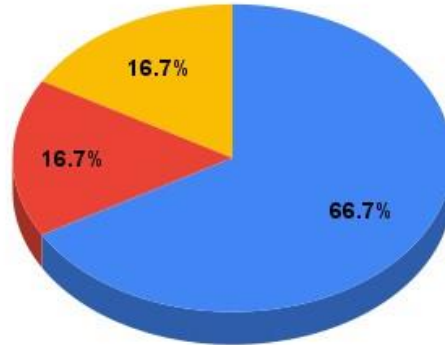
● Very Good ● Good ● Satisfactory



---

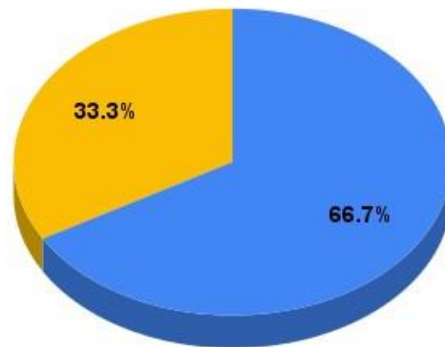
### Rate the library services

● Very Good ● Good ● Satisfactory



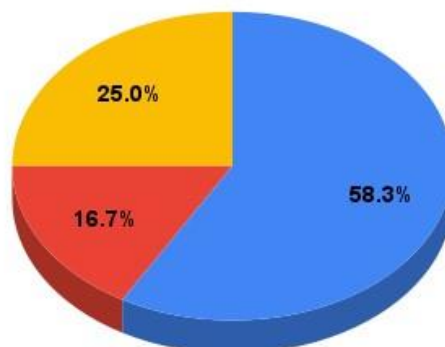
### Rate the canteen facilities.

● Very Good ● Satisfactory



### Rate the sports facilities.

● Very Good ● Good ● Satisfactory

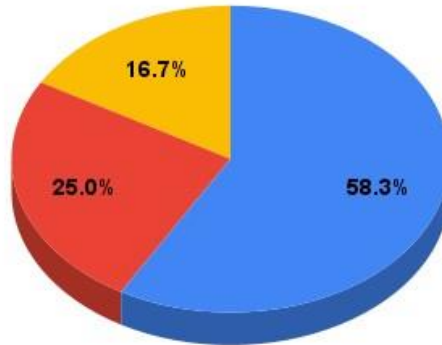




---

**Rate college over all administration and student support.**

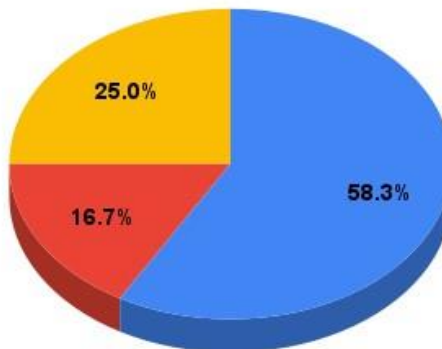
● Very Good ● Good ● Satisfactory



---

**Rate the career guidance and support to the students.**

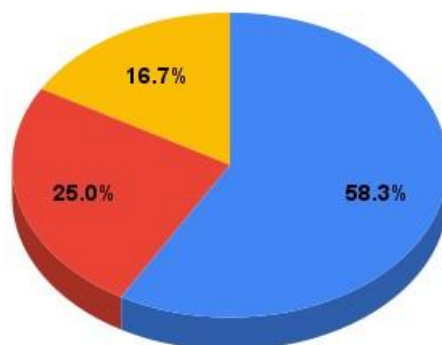
● Very Good ● Good ● Satisfactory



---

**Overall Rating of the college**

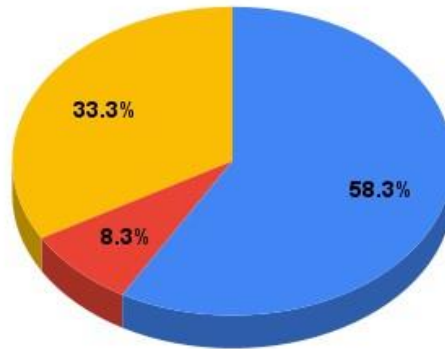
● Very Good ● Good ● Satisfactory



---

**Rate the Alumni Association of the college.**

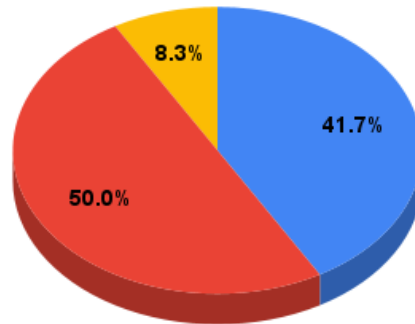
● Very Good ● Good ● Satisfactory



## Feedback on Curriculum

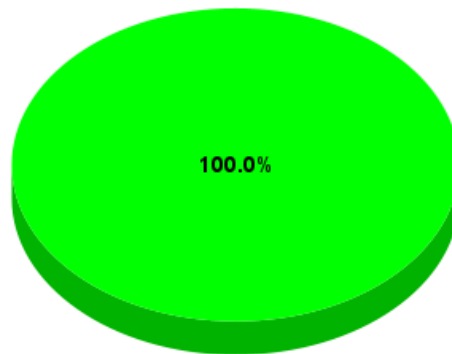
How do you rate the course content in relation to the real life Applications & employment market?

● Very Good ● Good ● Satisfactory



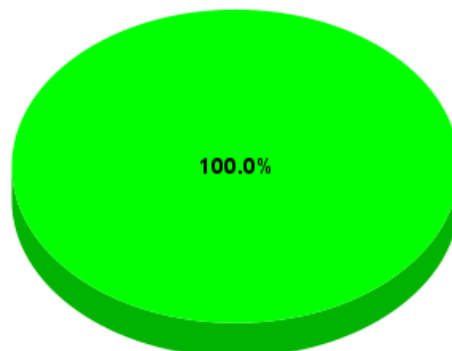
The course objectives were clear

● YES



The Course workload was manageable

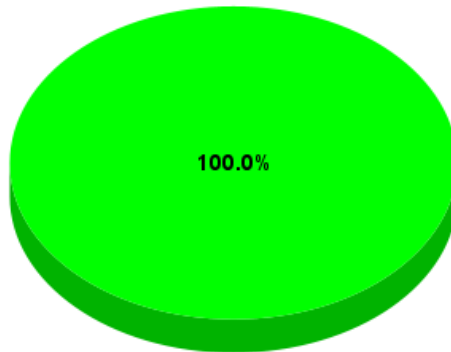
● YES



---

The Course was well organized

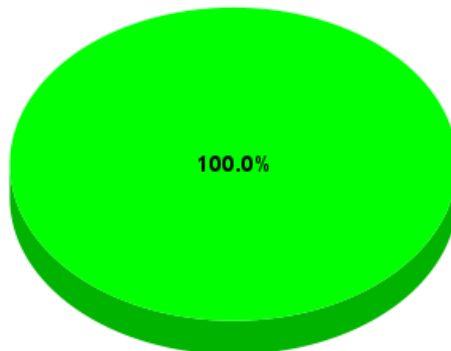
● YES



---

Do you find the relevance of curriculum in your job?

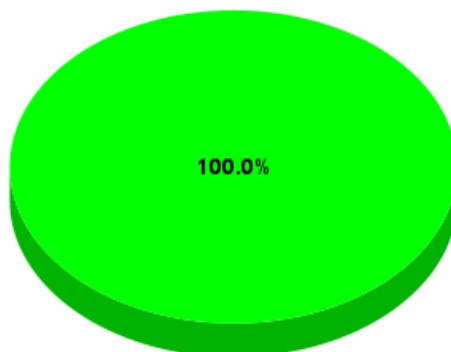
● YES



---

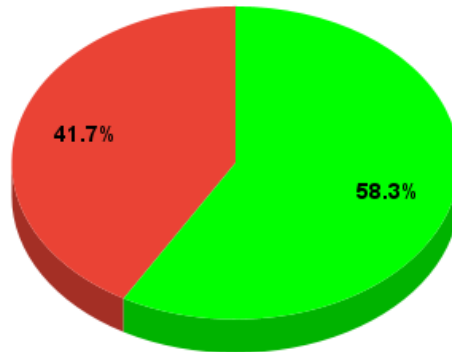
Do you find the applicability of course in skill development?

● YES



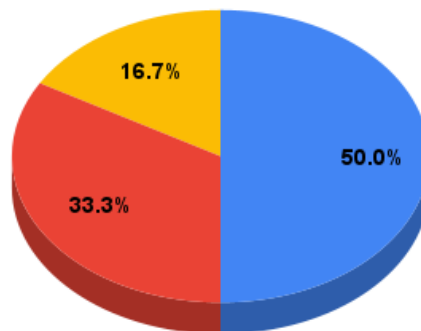
Do you find the applicability of course in skill development?

● YES ● NO



How do you rate the syllabus of the courses that you have studied in relation to the competencies expected out of the course?

● Very Good ● Good ● Satisfactory



## **Committee's Observations and Suggestions**

---

### **Observations:**

Alumni have provided overwhelmingly positive feedback regarding the college's learning environment, the high calibre of teachers, excellent support services, and the quality of facilities. However, they've highlighted specific areas where there is room for improvement.

### **For future improvement, alumni recommended:**

- Regular curriculum updates to stay aligned with industry demands.
- Investments in updated facilities and resources to enrich the learning environment.
- Expanded support services, including career counseling and mental health resources.
- Initiatives to strengthen networking opportunities and community engagement.
- Partnerships with industries to enhance career prospects and practical experience for students.

**Convener**

**College Feedback Committee**